

IMPERIAL Windows and Doors



Builder Series Aluminum




W Yorba Linda, Palm Springs, CA

Quality, Performance and Value

We don't believe you should have to sacrifice quality for price so we designed the Imperial Series, a competitively priced aluminum line of windows and doors that literally redefines quality. We've engineered the Imperial Series to reflect a product that is secure, strong and remarkably durable. The four frame options offer an ideal solution for either new construction or replacement projects. Our standard dual glazed configuration gives you additional thermal protection, while reducing unwanted outdoor noise.

Frame Finishes


These four stock finishes are standard to keep lead times at a minimum. Contact your sales representative for custom colors and dual finishes.




Mojave Beige
Polyester Paint



Dark Bronze
Anodized



Clear Anodized



White
Polyester Paint

Colors shown are approximate due to printing limitations.

IMPERIAL 6200 Series Residential Aluminum Windows



Hinged Window Operating Styles

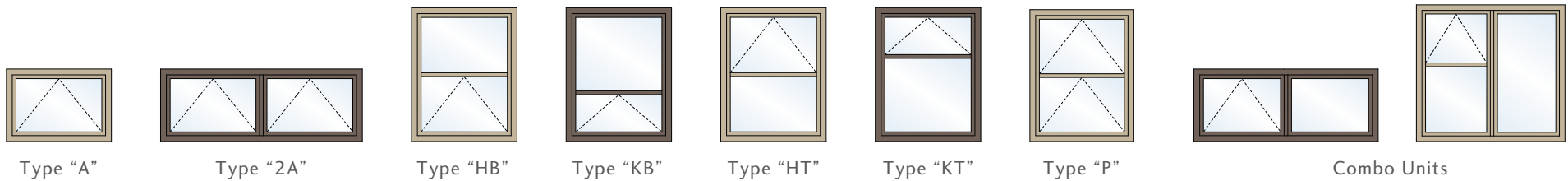
3/4" dual glazing with four frame options offer an ideal solution for either new construction or replacement projects.



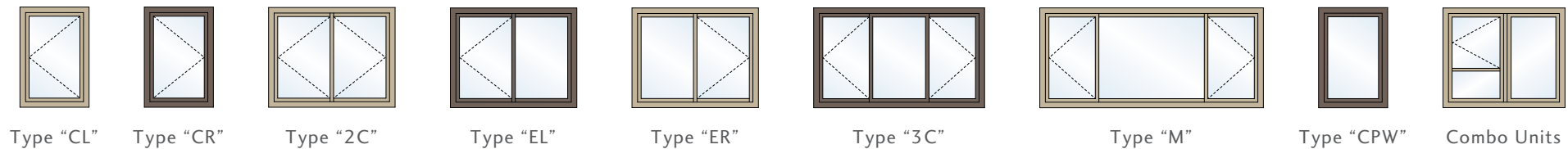
43rd Street, Oakland, CA

Hinged Window Configurations

Awning



Casement



IMPERIAL 6200 Series Residential Aluminum Windows



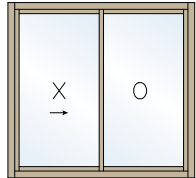
Sliding and Single Hung Operating Styles

3/4" dual glazing with four frame options offer an ideal solution for either new construction or replacement projects.

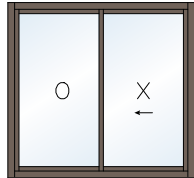


Fish Hopper Restaurant, Monterey, CA

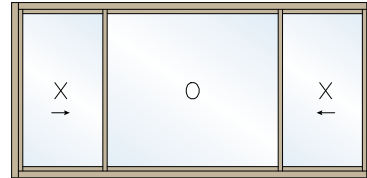
Horizontal Sliding Window Configurations



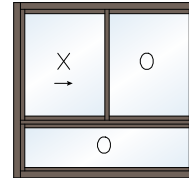
XO



OX



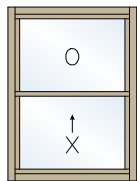
XOX



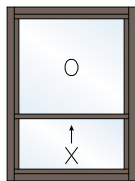
Combo Units

- Delrin rollers ensure smooth operation
- Simplified latch and lock system
- Marine glazed
- Even site lines
- Anti-lift sash blocks

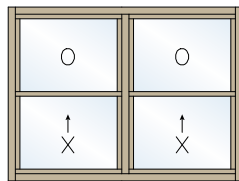
Single Hung Window Configurations



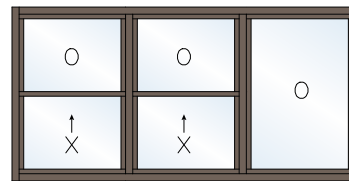
1/1



1/3 Vent



Combo Units



- Tilt in sash for ease of cleaning
- Simplified latch and lock system
- Marine glazed
- Even site lines
- Sloped sill with weep holes
- Spring loaded balance

IMPERIAL 6200 Series Residential Aluminum Windows



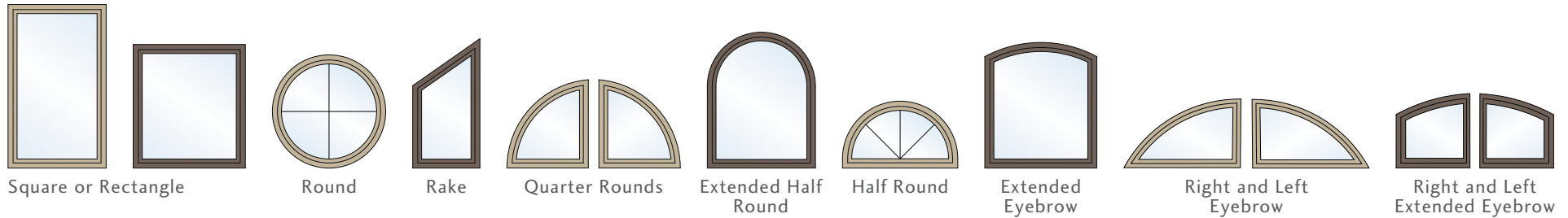
Picture Window Styles

3/4" dual glazing with four frame options offer an ideal solution for either new construction or replacement projects.



Pacific Place Apartments, Los Angeles, CA

Picture and Special Shaped Windows



The 6200 Awning, Casement, Horizontal Sliding, Single Hung and Picture Windows are all available with four frame options suitable for new construction or replacement projects.

Series Number	Glass Thickness	Frame Width	Frame Type
6220	3/4" Dual Low=E Glazing	5-5/8"	Nail On Frame with 1-3/8" Set Back
6221	3/4" Dual Low=E Glazing	5-1/4"	Nail On Frame with 1" Set Back
6260	3/4" Dual Low=E Glazing	5-5/8"	Flush Fin Adaptor
6280	3/4" Dual Low=E Glazing	3-3/4"	Block Frame

IMPERIAL 6220 Series Commercial Aluminum Windows



6220 Commercial Series Windows

High sill and heavier mullion grant the commercial rating for this attractive window series available with 3/4" dual glazing in three frame options.



Commercial Window Operating Styles

The 6220 Commercial Window Series combines a residential look with commercial characteristics. With a C40 rating, it's an attractive alternative to the larger profile systems typically installed by glazing contractors.



Order one of our three frame options suitable for new construction or replacement projects.

Series Number	Glass Thickness	Frame Width	Frame Type
6222	3/4" Dual Low=E Glazing	5-5/8"	Nail On Frame with 1-3/8" Set Back
6223	3/4" Dual Low=E Glazing	5-1/4"	Nail On Frame with 1" Set Back
6282	3/4" Dual Low=E Glazing	3-3/4"	Block Frame

IMPERIAL 6900 Series Aluminum Doors



6900 Sliding Doors

This inside slide door combines a slim design with a heavy-duty aluminum extrusion, resulting in a strong, rigid patio door that meets minimum security requirements.

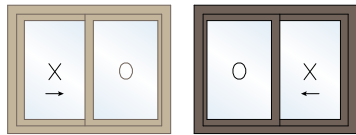


W Yorba Linda, Palm Springs, CA

IMPERIAL 6900 Series Aluminum Doors

6900 Sliding Door Configurations

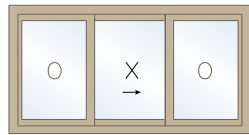
2 Panel Doors



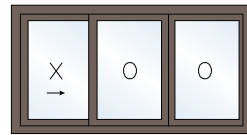
XO

OX

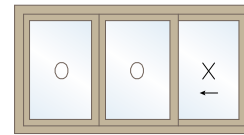
3 Panel Doors



OXO

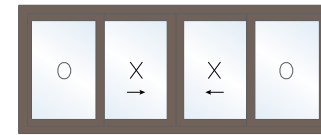


XOO

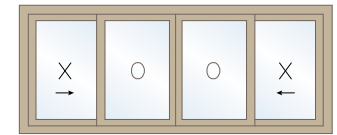


OOX

4 Panel Doors



OXXO



XOOX

Order one of our four frame options suitable for new construction or replacement projects.

Series Number	Glass Thickness	Frame Width	Frame Type
6920	3/4" Dual Low=E Glazing	5-5/8"	Nail On Frame with 1-3/8" Set Back
6921	3/4" Dual Low=E Glazing	5-1/4"	Nail On Frame with 1" Set Back
6960	3/4" Dual Low=E Glazing	5-5/8"	Flush Fin Adaptor
6980	3/4" Dual Low=E Glazing	3-3/4"	Block Frame


- Mortise Recessed Lock System with Ergonomically Designed "C" Handle
- Standard 1-13/16" Diameter Sealed Ball Bearing Rollers
- Optional Key Lock
- Optional Stainless Steel Rollers

Decorative Glass Options


Light and privacy with textured and tinted glass. Some of our popular choices:



Gray



Bronze



Satin Etched



Narrow Reed



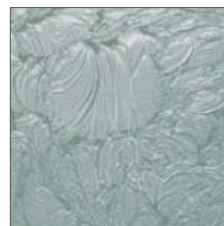
Obscure



Rain



Delta Frost



Glue Chip

Additional Glass Options

LAMINATED GLASS: Two pieces of glass with an inner layer of transparent plastic for safety and sound reduction.

TEMPERED GLASS: Strong, break-resistant safety glass. Breaks into small pieces when shattered.

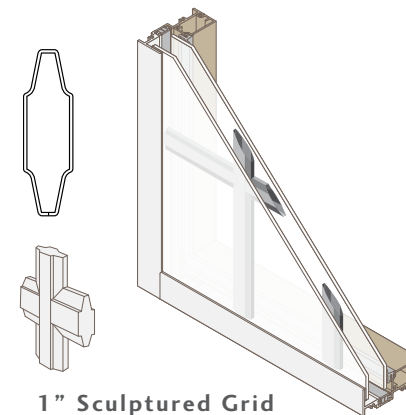
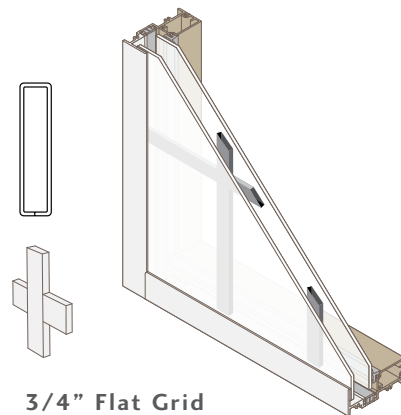
ARGON GAS: An inert, non-toxic gas used in insulating glass units to reduce heat transfer.

ENERGY SHIELD XTREME GLASS: Blocks more heat and ultraviolet light.

ILE GLASS: A hard coat of Low E on the 4th surface.


Grid Options

Select sculptured or flat grid designs in a variety of patterns for custom looks.

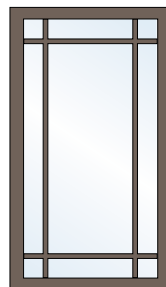


Typical Grid Patterns

Some of the more common patterns shown. Custom patterns available.



Colonial



Perimeter



Cottage



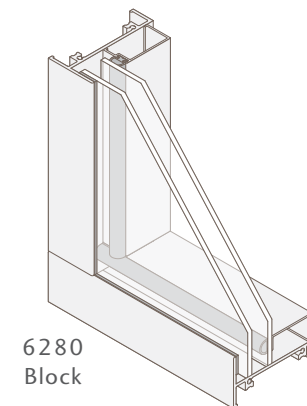
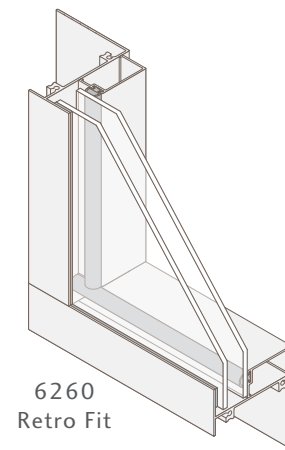
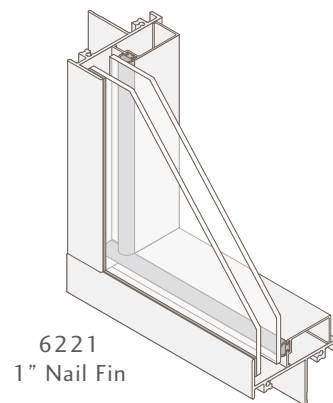
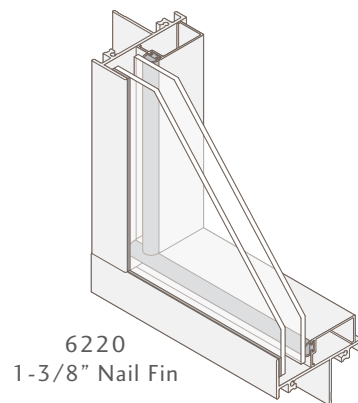
Sunburst



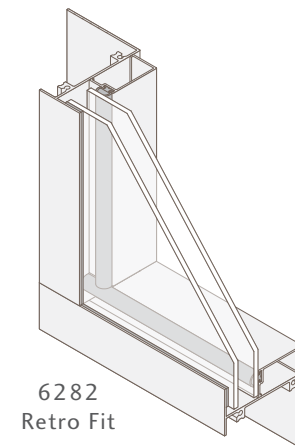
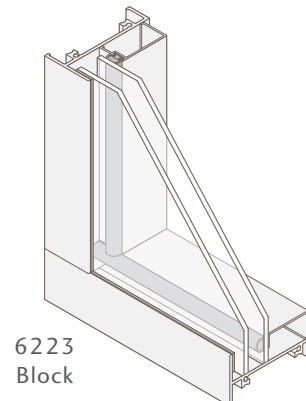
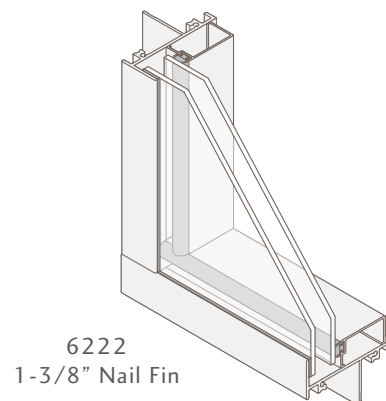
Wagon Wheel

Frame Mounting Options

6200 Series Residential



6220 Series Commercial



Lifetime Warranty*

International Window Company (IWC) warrants its window and door products to be free from defects in material or workmanship that significantly impair their proper operation for the lifetime of your home for as long as you own it.

Coverage:

The lifetime coverage of this warranty applies to original owners of single-family homes and owners of single-family homes who purchase IWC products for remodeling or replacement. Proof of purchase and of continuous ownership will be required.

- * For commercial buildings, multi-family dwellings, apartments and other types of buildings, the warranty period shall be ten (10) years following the date of purchase.
- * For Jalousie products, the warranty period shall be ten (10) years following the date of purchase.

Limitations:

This warranty is limited, may not be assigned or transferred and does not include component failure due to improper installation, application or use, abuse, abnormal stresses due to vibration, heat and settlement, or acts of God. IWC is not liable for natural weathering of exterior finishes or for corrosion in highly corrosive environments. All glass warranties are void if any sun control film is applied to the glass surface. Insulating unit seal failure resulting from glass breakage is also not covered.

Remedy:

IWC will, at its sole discretion, repair or replace free of charge, including parts and labor, any window or door proven to be defective in material or workmanship during the applicable warranty period. If IWC is unable to provide replacement, or if repair is not commercially practical, IWC will refund the original purchase price.

Claims:

To claim service under this warranty, the homeowner shall provide written notification of the defect along with dated proof of purchase and proof of original home ownership to your nearest IWC facility or authorized IWC dealer. IWC reserves the right to conduct an on-site inspection of defective products in place and as originally installed.

Other Conditions:

THIS WARRANTY IS EXPRESSLY IN LIEU OF ALL OTHER ORAL OR WRITTEN WARRANTIES, LIABILITIES OR OBLIGATIONS. IN NO EVENT SHALL IWC BE LIABLE FOR CONSEQUENTIAL OR INCIDENTAL DAMAGES OF ANY KIND, INCLUDING ANY DAMAGE TO THE BUILDING, ITS CONTENTS OR ANY PERSON THEREIN, RESULTING FROM THE BREACH OF ANY WARRANTY SET FORTH HEREIN. SOME STATES DO NOT ALLOW LIMITATIONS ON OR THE EXCLUSION OF INCIDENTAL OR CONSEQUENTIAL DAMAGES, SO THE ABOVE EXCLUSIONS MAY NOT APPLY TO YOU!

This limited warranty gives you specific legal rights, and you may also have other rights that vary from state to state.

This warranty applies to products sold after July 1, 2011.

International Window Company • www.intlwindow.com
Northern CA 800-624-0990 • Southern CA 800-477-4032

IMPERIAL Builder Series Aluminum Windows and Doors



Please contact us at:

Southern CA Phone: 800-477-4032

Northern CA Phone: 800-624-0990

Email: info@intlwindow.com

Website: www.intlwindow.com