

The JELD-WEN logo is displayed in a white, serif font. The 'J' and 'W' are larger and more prominent, with the 'E' and 'L' being smaller and positioned between them. A registered trademark symbol (®) is located at the end of the word 'WEN'.

JELD-WEN®

The text 'RESIDENTIAL & COMMERCIAL WINDOWS' is written in a white, sans-serif font. It is positioned in the upper right corner of the image, above the building's roofline.

RESIDENTIAL &
COMMERCIAL
WINDOWS



PRODUCTS AND SERVICES THAT HELP YOU DO YOUR BEST WORK

JELD-WEN's broad portfolio of commercial and residential windows can meet your exact requirements for great design, operational versatility, and beautiful detail — all backed with proven performance ratings.

In collaboration with our manufacturing and engineering teams, we are uniquely positioned to create custom products that match your vision and meet virtually any design specifications:

- Custom shapes, sizes, and designs
- Custom trim, including historically significant profiles
- Color matching
- Performance of all multiple configurations is proven through testing and/or professional Engineer evaluations
- Broad range of architecturally correct products

With a nationwide team of Architectural Consultants available to advise on projects and a Commercial Care Team that services projects through substantial completion, you can feel confident that your project is taken care of from initial order to post installation service.

RESIDENTIAL



BUILDERS™ VINYL

Durable, UV stabilized vinyl with a narrow frame and sash profile for a streamlined appearance.

- Class R, 1-3 stories
- Rated up to PG50
- Proven performance with AAMA 450 tested mull assemblies



BRICKMOULD VINYL

Energy efficient, strong, and durable, with the look of Georgian-style wood windows.


- Class R, 1-3 stories
- Rated up to PG50
- Proven performance with AAMA 450 tested mull assemblies

LIGHT COMMERCIAL



PREMIUM™ VINYL

Broad range of continuous head and sill (CHS) configurations and large frame sizes to stand up to the elements.

- Class LC up to 5 stories
- Rated up to PG50
- Proven performance with NAFS tested CHS configurations and AAMA 450 tested mull assemblies
- Impact-rated options available 


For warranty details, visit jeld-wen.com, click Support, and select JELD-WEN Warranties.

LIGHT COMMERCIAL



SITELINE®

High-performance windows with exceptional design flexibility.

- Aluminum-Clad Wood
- Constructed out of durable AuraLast® pine for lasting protection against wood rot, water damage, and termites.
- Class LC up to 7 Stories
- Rated up to PG60
- Proven performance with AAMA 450 tested and professional engineer evaluated mull assemblie
- Impact-rated options available 

EPICVUE®


The look of storefront with the thermal performance of clad/wood.

- Aluminum-Clad Wood
- Class LC & CW up to 7 stories
- Rated up to PG65
- Proven performance with AAMA 450 tested and professional engineer evaluated mull assemblies



CUSTOM WOOD

Historically accurate product designs with endless custom capabilities to match requirements for any residential or commercial application.

- Aluminum-Clad Wood
- Class LC & CW up to 7 stories
- Rated up to PG65
- Proven performance with AAMA 450 tested and professional engineer evaluated mull assemblies
- Impact-rated options available 



COMMERCIAL



DF™ HYBRID


Thermally and structurally driven design with aluminum exterior and vinyl interior.

- Aluminum-Clad Vinyl
- Class LC & CW up to 20 stories
- Rated up to PG60*
- Proven performance with AAMA 450 tested mull assemblies



EPIC®

Extremely large operating window sizes with thicker stiles and rails – designed for strength and beauty.

- Aluminum-Clad Wood
- Class CW up to 20 stories
- Rated up to PG65
- Proven performance with AAMA 450 tested and professional engineer evaluated mull assemblies
- Impact-rated options available 



VPI™

Versatile configurations with superior strength, thermal performance, and air/water resistance.

- Steel-reinforced Vinyl
- Class LC & CW up to 20 stories
- Rated up to PG70*
- Proven performance with NAFS tested CHS configurations

*Select DF™ Hybrid and VPI™ window types have performance ratings up to PG100. Please ask your JELD-WEN Architectural Consultant for more details.

JELD-WEN ARCHITECTURAL SERVICES GROUP

EXPERT ASSISTANCE FROM CONCEPT TO COMPLETION

Our nationwide team of Architectural Consultants and experienced Commercial Care Teams partner closely with local JELD-WEN authorized dealers and JELD-WEN territory sales managers to support your project milestones and deliver seamless service. Together, we're ready to assist you from beginning to end — from initial design ideas to specification reviews and performance verifications with regular communication every step of the way.

DESIGN CONSULTATION

- Collaborative discussions to understand design intent
- Code and regulatory reviews
- Professional product recommendations

SPECIFICATION REVIEW

- Due diligence on project specifications, performance, and product approvals
- Provide professional RFI and substitution request documents for important project communication records
- Detailed shop drawings

PROJECT APPROVAL TO COMPLETION

- Real-time support for on-site questions and concerns
- Job site visits to stay up-to-date on project development
- Mockup attendance and other project support as needed
- Compliance testing attendance, with same-visit remediation if needed
- Assigned technician teams to ensure proper installation and QC inspection of products
- Status report on warranty and non-warranty items after each on-site interaction

To connect with the JELD-WEN Architectural Consultant nearest you, please visit jeld-wen.com/en-us/for-professionals/architectural-consultants



All performance information believed to be accurate at the time of posting/publication.



© 2023 JELD-WEN, Inc. All rights reserved. JELD-WEN, the JELD-WEN Logo, the JW Logo, AURALAST, EPIC, EPICVUE, and SITELINE are registered trademarks of JELD-WEN, Inc. BUILDERS VINYL, DF HYBRID, PREMIUM VINYL, W-2500, and VPI are trademarks of JELD-WEN, Inc. JELD-WEN is proud to be part of the JELD-WEN global family of product brands and companies.
11-97763 04/24

SEE MORE AT
JELD-WEN.COM