

KELTIC Series Windows and Doors

Luxury Aluminum




Strength, Style and Performance

The Keltic Series windows and doors feature the AZON's MLPTM (Mechanical Lock Profile) thermal break total design system. It offers the best balance of energy efficiency and high strength for aluminum fenestration products used in the most demanding climates and conditions. The Keltic Series offer high performance and outstanding value for residential units and commercial projects.

Frame Finishes


These four stock finishes are standard to keep lead times at a minimum. Contact your sales representative for custom colors and dual finishes.



2 Coat 70% Kynar
Mojave Beige Paint



Class 1 Dark
Bronze Anodized



Class 1
Clear Anodized



2 Coat 70% Kynar
White Paint

Colors shown are approximate due to printing limitations.

KELTIC 7223 Series Luxury Aluminum Windows



Hinged Window Operating Styles

The unique thermal break system and 1" dual Low E glazing balances energy efficiency with high strength and is ideal for demanding conditions.

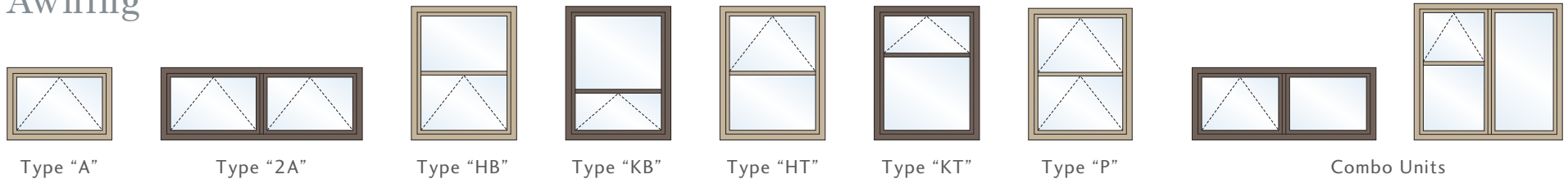


- Available in 1-1/8" triple glaze for better insulating values

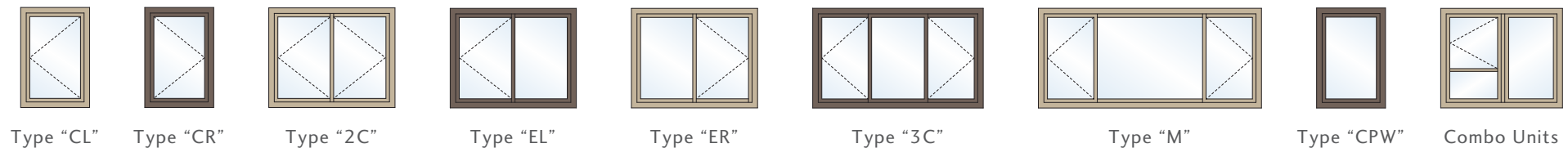
Hinged Window Configurations

The push out design with heavy duty friction hinges ensure smooth operation. Ratings up to DP55 meet requirements for taller buildings.

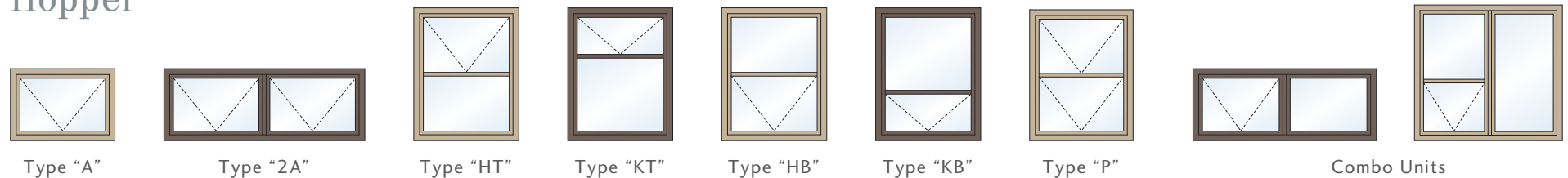
Awning



Casement



Hopper



KELTIC 7223 Series Luxury Aluminum Windows

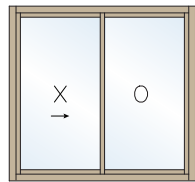


Sliding and Single Hung Operating Styles

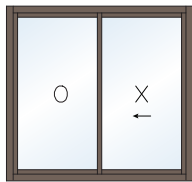
4-1/8" Double Thermally Broken Frame. Available Styles: Horizontal Sliding, Single Hung and Picture.



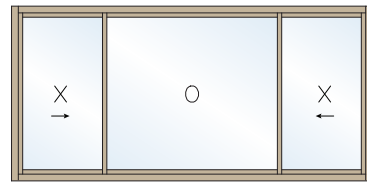
Horizontal Sliding Window Configurations



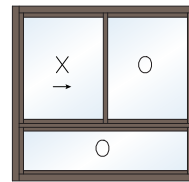
XO



OX



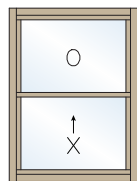
XOX



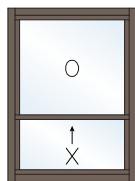
Combo Units*

- Auto lock standard
- High interior sill for greater water resistance
- Sash set stationary panels have equal site lines
- Available in 1-1/8" triple glaze for better insulating values
- 4-1/8" frames with a double thermal break
- Available up to 8' x 5' (XO and OX)

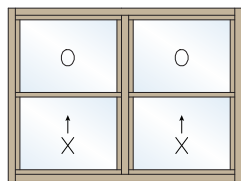
Single Hung Window Configurations



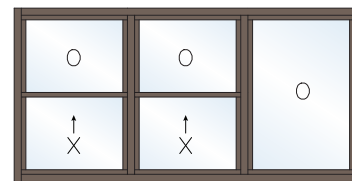
1/1



1/3 Vent



Combo Units*



- High interior sill for greater water resistance
- Class V balancers with up to 100 pound load rating
- Sash set stationary panels have equal site lines
- Available in 1-1/8" triple glaze for better insulating values
- 4-1/8" frames with a double thermal break
- Available up to 4' x 7' (1/3 Vent)

* Horizontal Sliding and Single Hung Combo Units available in only Class 1 Clear and Dark Bronze Anodized finishes.

KELTIC 7600 / 7620 / 7720 Series Aluminum Sliding Doors

7600 / 7620 / 7720 Sliding Doors

Slim design with strength and options.



7600/ 7620 / 7720 Sliding Door Configurations

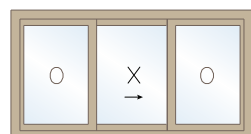
2 Panel Doors



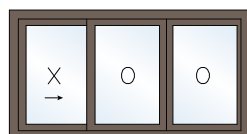
XO

OX

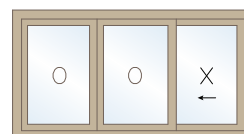
3 Panel Doors



OXO

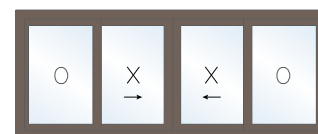


XOO

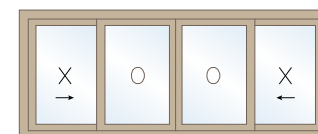


OOX

4 Panel Doors



OXXO



XOOX

	7620 Fin or 7680 Block	7622 Fin or 7682 Block	7722 Fin or 7782 Block
AAMA Rating	LC25	LC35	CW40
4-1/2" Frame	Optional	Standard	Standard
5-7/8" Frame	Standard	Optional	Optional
1-5/8 Sill Height (5 7/8" wide)	Standard	N/A	N/A
2" Sill Height (4-1/2" wide)	N/A	Standard	N/A
3" Sill Height (4-1/2" wide)	N/A	Optional	Standard
1-13/16" Roller	Standard	N/A	N/A
3" Roll-Xtreme Roller	Optional	Standard	Standard
Standard Low E Glass	Standard	N/A	N/A
Standard 1/4" Low E Glass	Optional	Standard	Standard

KELTIC 7880 Series Multi Slide and Pocket Doors

7880 Multi Slide Doors

Extremely customizable Multi Slide Door System with unlimited panels traveling in one or two directions, three sill options and 3" Stainless Steel Rollers.

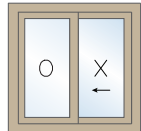


- Available in All X Configurations
- Maximum Panel Size: 6' x 12' with 1/4" Double Glazing Standard
- Choice of 1" or 1-1/2" Recessed Staggered Sills or 3/4" Surface Mount Sill

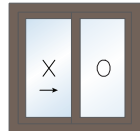
7880 Multi Slide Door Configurations

Single Multi Slide Doors

2 Panel Doors

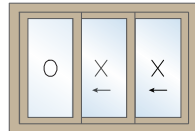


OX

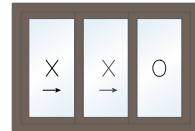


XO

3 Panel Doors

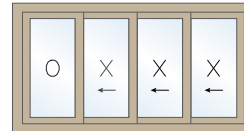


OXX

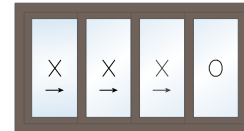


XXO

4 Panel Doors

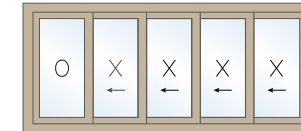


OXXX

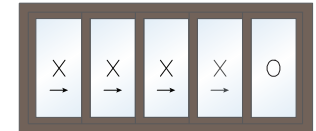


XXXO

5 Panel Doors



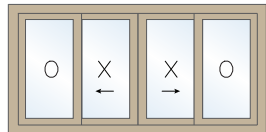
OXXXX



XXXXO

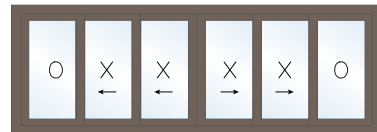
Double Multi Slide Doors

4 Panel Doors



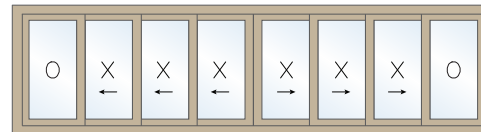
OXXO

6 Panel Doors



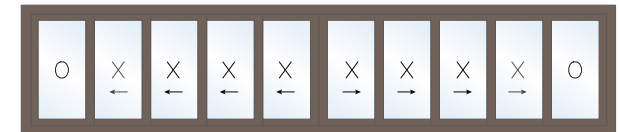
OXXXXO

8 Panel Doors



OXXXXXXO

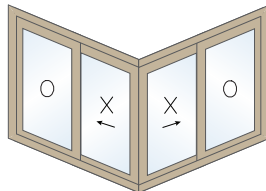
10 Panel Doors



OXXXXXXXXO

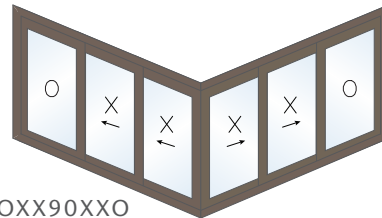
90 Degree Double Multi Slide Doors

4 Panel Doors



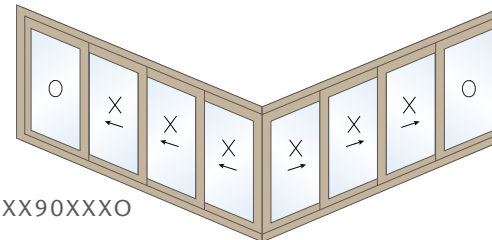
OX90XO

6 Panel Doors



OXX90XXO

8 Panel Doors



OXXX90XXXO

KELTIC 7880 Series Multi Slide and Pocket Doors

7880 Pocket Doors

Extremely customizable Pocket Door System with unlimited panels traveling in one or two directions, three sill options and 3" Stainless Steel Rollers.

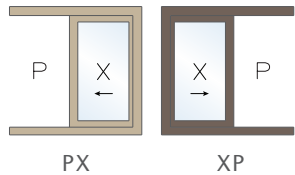


- Available with same options as 7800 Multi Slide Doors

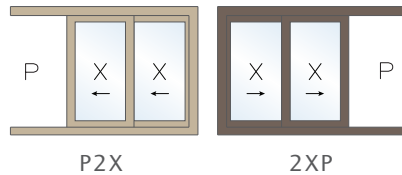
7880 Pocket Door Configurations

Single Pocket Doors

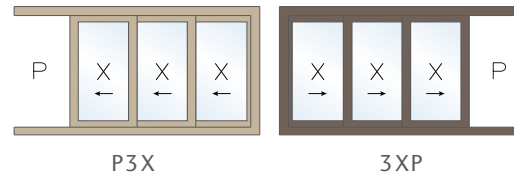
1 Panel Doors



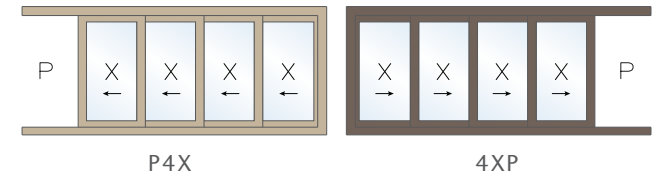
2 Panel Doors



3 Panel Doors

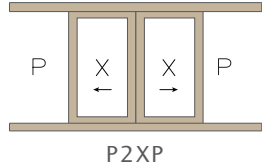


4 Panel Doors

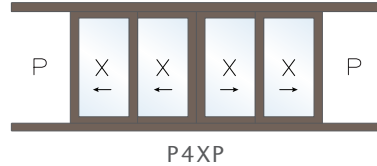


Double Pocket Doors

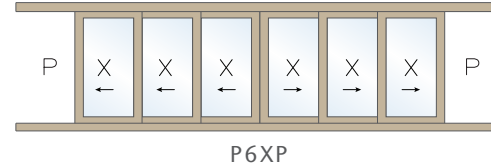
2 Panel Doors



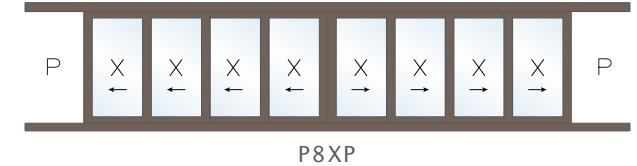
4 Panel Doors



6 Panel Doors

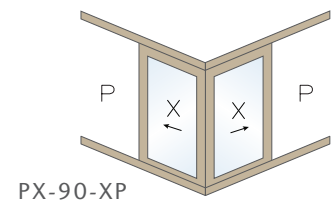


8 Panel Doors

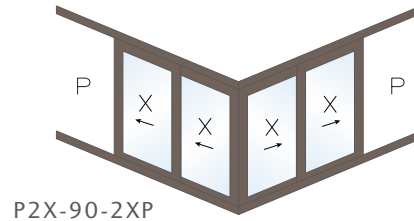


90 Degree Double Pocket Doors

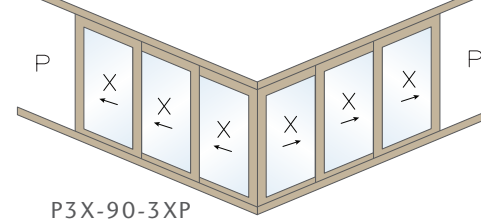
2 Panel Doors



4 Panel Doors



6 Panel Doors



KELTIC VIEW 7801 Multi Slide and Pocket Doors

7801 Keltic View Multi Slide Doors

All the options of the 7880 Multi Slide Door System with narrower site lines, flush pull handles and 1-7/8" Stainless Steel Rollers.

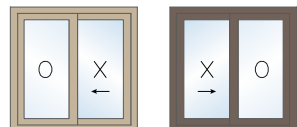


- Optional Roll-Xtreme 3" Diameter Wheels with Heavy Duty Bearings
- Maximum Panel Size: 6' x 12' with 3/16" Double Glazing

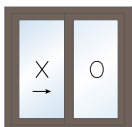
7801 Keltic View Multi Slide Door Configurations

Single Multi Slide Doors

2 Panel Doors

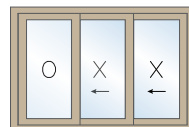


OX

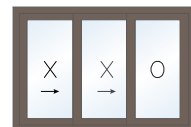


XO

3 Panel Doors

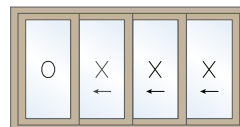


OXX

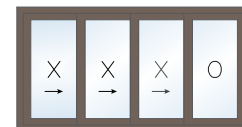


XXO

4 Panel Doors

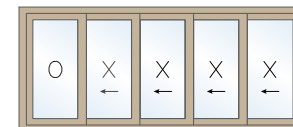


OXXX

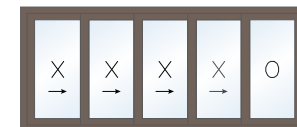


XXXO

5 Panel Doors



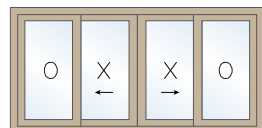
OXXXX



XXXXO

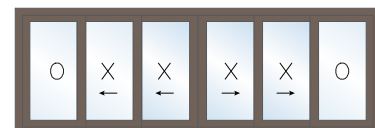
Double Multi Slide Doors

4 Panel Doors



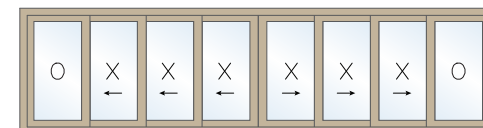
OXXO

6 Panel Doors



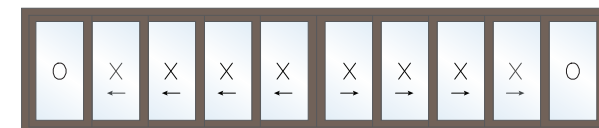
OXXXXO

8 Panel Doors



OXXXXXXO

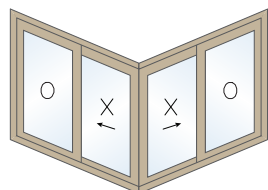
10 Panel Doors



OXXXXXXXXO

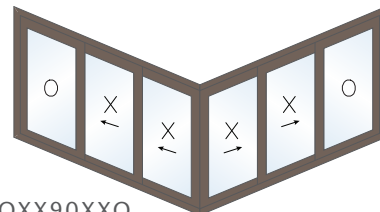
90 Degree Double Multi Slide Doors

4 Panel Doors



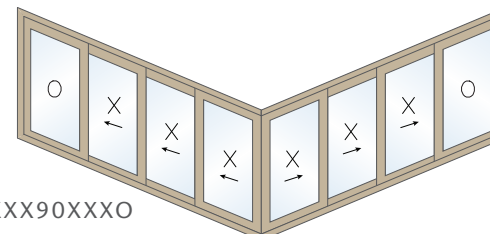
OX90XO

6 Panel Doors



OXX90XXO

8 Panel Doors



OXXX90XXXO

KELTIC VIEW 7801 Multi Slide and Pocket Doors

7801 Keltic View Pocket Doors

All the options of the 7880 Pocket Door System with narrower site lines, flush pull handles and 1-7/8" Stainless Steel Rollers.

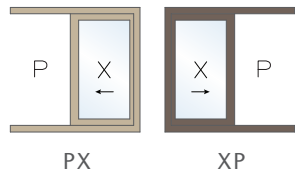


- Optional Roll-Xtreme 3" Diameter Wheels with Heavy Duty Bearings
- Maximum Panel Size: 6' x 12' with 3/16" Double Glazing

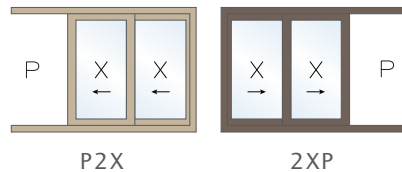
7801 Keltic View Pocket Door Configurations

Single Pocket Doors

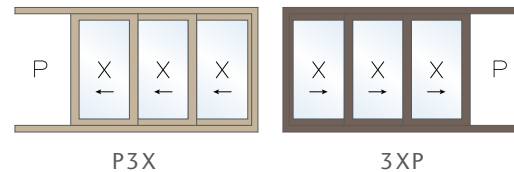
1 Panel Doors



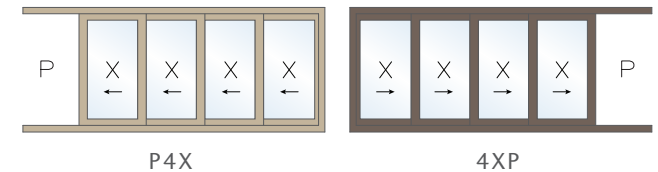
2 Panel Doors



3 Panel Doors

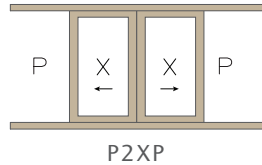


4 Panel Doors

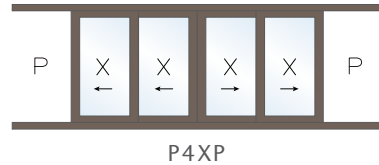


Double Pocket Doors

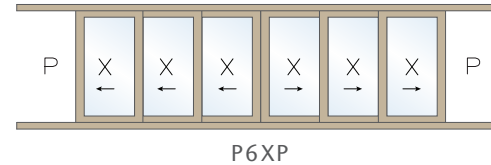
2 Panel Doors



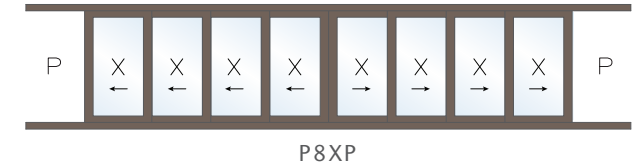
4 Panel Doors



6 Panel Doors

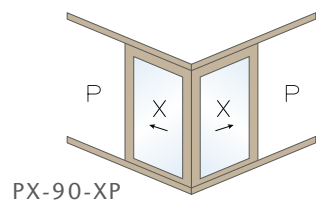


8 Panel Doors

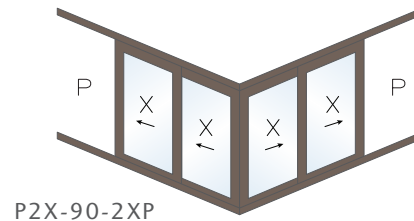


90 Degree Double Pocket Doors

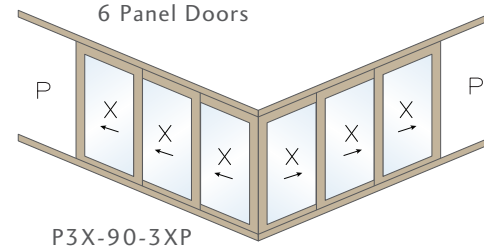
2 Panel Doors



4 Panel Doors



6 Panel Doors




Decorative Glass Options


Light and privacy with textured and tinted glass. Some of our popular choices:



Gray



Bronze



Satin Etched



Narrow Reed



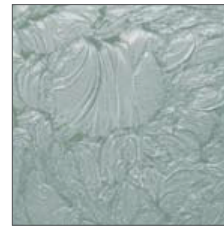
Obscure



Rain



Delta Frost



Glue Chip

Additional Glass Options

LAMINATED GLASS: Two pieces of glass with an inner layer of transparent plastic for safety and sound reduction.

TEMPERED GLASS: Strong, break-resistant safety glass. Breaks into small pieces when shattered.

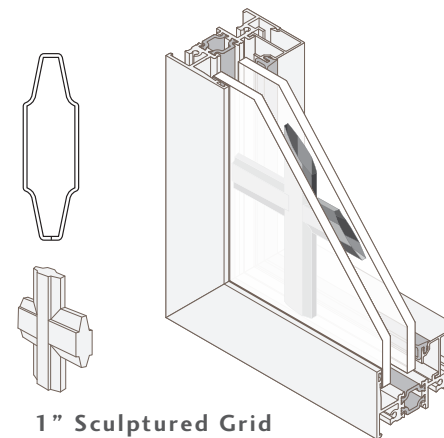
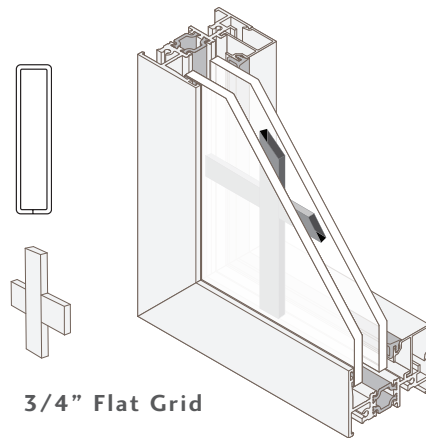
ARGON GAS: An inert, non-toxic gas used in insulating glass units to reduce heat transfer.

ENERGY SHIELD XTREME GLASS: Blocks more heat and ultraviolet light.

ILE GLASS: A hard coat of Low E on the 4th surface.


Grid Options

Select sculptured or flat grid designs in a variety of patterns for custom looks.

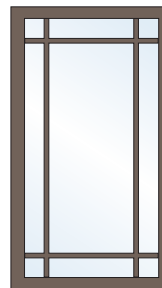


Typical Grid Patterns


Some of the more common patterns shown. Custom patterns available.



Colonial



Perimeter

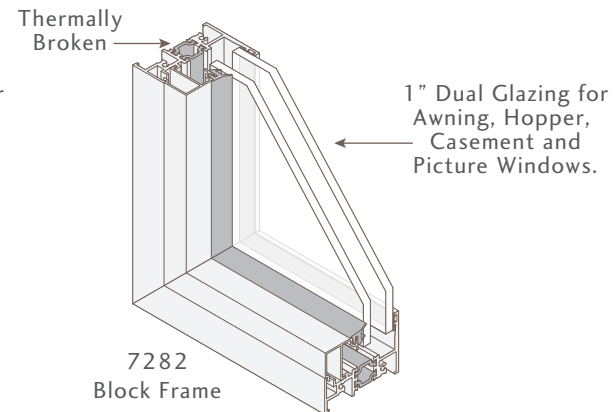
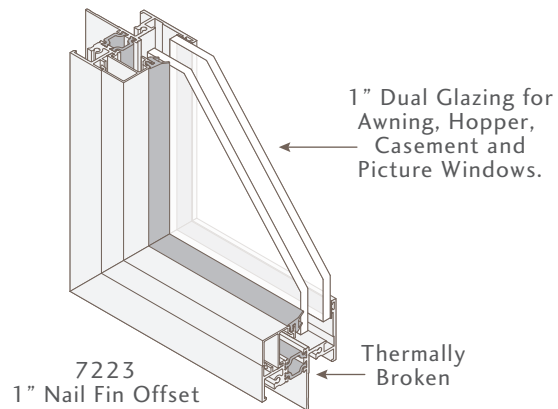


Cottage

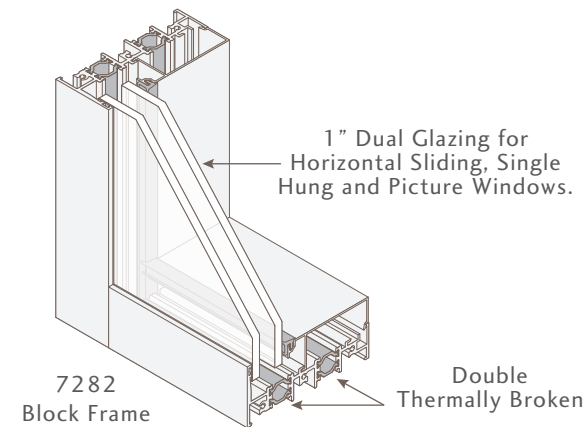
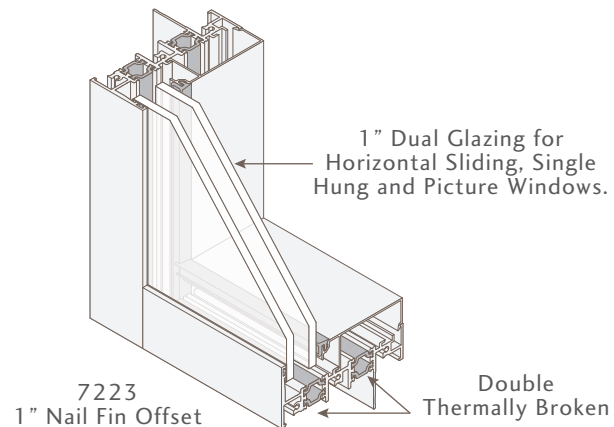
Frame Mounting Options

Thermally broken frame with 1" dual glazing standard. 1-1/8" triple glazing available. Picture Windows shown.

7223 Hinged Window Frames



7223 Sliding Window Frames



10 Year Keltic Limited Warranty

International Window Company (IWC) warrants its Keltic Door products to be free from defects in material or workmanship that significantly impair their proper operation for a period of ten (10) years.

Coverage:

The ten year coverage of this warranty applies to all owners of single-family homes and owners of single-family homes who purchase IWC products for remodeling or replacement. Proof of purchase will be required.

For commercial buildings, multi-family dwellings, apartments, and other types of buildings, the warranty period shall also be ten (10) years following the date of purchase.

Limitations:

This warranty is limited and does not include component failure due to improper installation, application or use, abuse, abnormal stresses due to vibration, heat and settlement, or acts of God. IWC is not liable for natural weathering of exterior finishes or for corrosion in highly corrosive environments. All glass warranties are void if any sun control film is applied to the glass surface. Insulating unit seal failure resulting from glass breakage is also not covered.

Remedy:

IWC will, at its sole discretion, repair or replace free of charge, including parts and labor, any window or door proven to be defective in material or workmanship during the applicable warranty period. If IWC is unable to provide replacement, or if repair is not commercially practical, IWC will refund the original purchase price.

Claims:

To claim service under this warranty, the homeowner shall provide written notification of the defect along with dated proof of purchase to your nearest IWC facility or authorized IWC dealer. IWC reserves the right to conduct an on-site inspection of defective products in place and as originally installed.

Other Conditions:

THIS WARRANTY IS EXPRESSLY IN LIEU OF ALL OTHER ORAL OR WRITTEN WARRANTIES, LIABILITIES OR OBLIGATIONS. IN NO EVENT SHALL IWC BE LIABLE FOR CONSEQUENTIAL OR INCIDENTAL DAMAGES OF ANY KIND, INCLUDING ANY DAMAGE TO THE BUILDING, ITS CONTENTS OR ANY PERSON THEREIN, RESULTING FROM THE BREACH OF ANY WARRANTY SET FORTH HEREIN. SOME STATES DO NOT ALLOW LIMITATIONS ON OR THE EXCLUSION OF INCIDENTAL OR CONSEQUENTIAL DAMAGES, SO THE ABOVE EXCLUSIONS MAY NOT APPLY TO YOU.

This limited warranty gives you specific legal rights, and you may also have other rights that vary from state to state.

This warranty applies to products sold after July 1, 2011.

International Window Company • www.intlwindow.com
Northern CA 800-624-0990 • Southern CA 800-477-4032

KELTIC Series Luxury Aluminum Windows and Doors



Please contact us at:

Southern CA Phone: 800-477-4032

Northern CA Phone: 800-624-0990

Email: info@intlwindow.com

Website: www.intlwindow.com