

Inovo[®] Collection

PREMIUM VINYL SLIDING PATIO DOORS



INSPIRATION GUIDE



IMPRESSIVE INSIDE & OUT



2-PANEL PATIO DOOR

Antique Cherry woodgrain interior finish with a Dark Bronze standard handle.



Impressive Inside & Out

Simonton® windows and doors present a fresh perspective on your home—and all the moments that matter most to you.

Our commitment to quality begins with manufacturing: Our premium vinyl products are proudly crafted in the USA to deliver decades of efficient thermal performance—plus, long-lasting durability and effortless ease of use no other material or manufacturer can match.

Every day, we design award-winning windows and doors to satisfy a simple purpose: to brighten and beautify your home, and to enhance your comfort and peace of mind for generations to come.



Scan the QR code to watch the Simonton Brand video.





2-PANEL PATIO DOOR
Black Exterior finish with a Brushed Nickel premium handle.

Exceptional Quality & Performance. Enhanced Convenience & Comfort.

Distinguished by its intentional features that meet the needs and desires of homeowners, the Inovo® Patio Door design is durable, weather-resistant and provides convenient functionality. From smooth gliding panels to custom aesthetics, the Simonton® Inovo Patio Door is manufactured to the highest possible industry standards and rigorously tested to earn AAMA Gold Label Certification.

At Simonton, we strive to exceed your expectations. Our Inovo patio doors are designed to enhance your life while beautifully connecting your home and outdoor living spaces.



IMPACTFUL STYLE

Brighten and beautify your home—inside and out. Explore a wide range of colors, configurations and finishes to complement any architectural or interior design style.



SUPERIOR SAFETY & SECURITY

The safety of your home and your family is our highest priority. Inovo Patio Doors have been rigorously tested to ensure superior protection from wind, rain and forced entry.



PREMIUM VINYL

Simonton vinyl is crafted with pride in the USA using high-quality raw materials for exceptional durability, thermal efficiency, and resistance to weather, insects, and decay.



COMPREHENSIVE WARRANTY

We stand behind the quality and craftsmanship of our Inovo Patio Door and proudly offer a robust warranty covering our vinyl, hardware, screens and glass units to ensure your total peace of mind. Learn more at simonton.com/warranty.



EXCEPTIONAL QUALITY

Inovo Patio Doors feature fusion-welded construction with multi-chambered frames to provide weathertight protection from the elements that will last for generations to come.



TRUSTED EXPERTISE

We are proud to embrace our legacy as an American manufacturer—and we continue to deliver on our reputation for innovation and authenticity built over 75 years in the business.



AAMA GOLD CERTIFICATION

Inovo Patio Doors have earned the AAMA Gold Label, signifying best-in-class durability, weather resistance and energy efficiency. Learn more at simonton.com/aama-gold.



ENERGY EFFICIENCY

Energy saving by design, the Inovo Patio Door can be customized to meet ENERGY STAR® requirements in any region, offering superior thermal performance to maximize the interior comfort of your home.



SIMONTON INOVO® COLLECTION SLIDING PATIO DOOR

1. TOP HUNG SCREEN

Exceptional top-hung screen system has a sturdy, 3-inch thick frame that glides smoothly across an unobstructed track.

2. BUILT FOR LONGEVITY

Fusion-welded frame and door panels increase strength, durability and weather resistance.

3. WEATHER RESISTANCE

The integral interlock runs the entire length of the door panel and ensures a tight seal against air infiltration.

4. EFFICIENT INSULATION

Multi-chambered profiles in the frame and panel increase insulation while the vinyl is virtually maintenance-free.

5. SUPERIOR SAFETY & SECURITY

A multi-point locking system and external keyed lock tightly secure the door panel.

6. STRONG & QUIET

Durable double- or triple-strength tempered glass increases safety and reduces unwanted sound.*

7. SMOOTH OPERATION

An elevated monorail track system provides a smooth, rattle-free glide that will endure a lifetime of everyday use and helps eliminate air and water infiltration.

8. PROTECTIVE WATER BARRIER

Welded sloped sill quickly moves water away from your home and features a durable fiberglass sill overlay in a blended neutral color that helps mask dirt.



*Glass strength based on Patio Door size and rating.

Superior Design. Exceptional Performance.





2-PANEL PATIO DOOR

Maple woodgrain interior finish with a Dark Bronze standard handle.



Steps to Select Your Perfect Patio Door.

To choose the perfect patio door for your home, it's crucial to clearly understand its architectural identity and functional needs. Every detail—the size of the door, security features, color, handle finish and grilles—is an opportunity to complement and enhance the interior and exterior design elements that make your home uniquely your own.

01

EXPLORE PATIO DOOR STYLES & OPTIONS

Choose your patio door configuration along with options to enhance performance and security.

02

LEARN ABOUT YOUR GLASS OPTIONS

Glass impacts your interior comfort and energy costs, as well as security, acoustics, privacy and more.

03

SELECT YOUR DESIGN OPTIONS

Explore a wide range of interior and exterior colors, woodgrain laminates and hardware options.

04

CHOOSE YOUR GRILLE PROFILE AND PATTERN

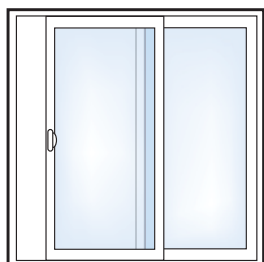
Traditional or contemporary, the right grille profile and pattern can enhance the authenticity & aesthetic of your home.

01

Explore Patio Door Styles & Options.


Inovo® Patio Doors extend your interior living spaces to the outdoors with unobstructed views and easy access to your patio, deck or backyard. When configuring your Inovo Sliding Patio Door, you need to consider the size of your door, the number of door panels, and the direction the panel glides. Effective options can be selected to enhance privacy, security and screen function.

PANEL CONFIGURATIONS




2-PANEL

Either the left or right panel can open.



3-PANEL

Active center panel can open left or right.




4-PANEL

Both center panels are active.



BLINDS BETWEEN GLASS

Blinds sealed between the door's glass panels offer a maintenance-free option to control the amount of light you let in with less worry about damaging the blinds over time. Blinds can be tilted, raised and lowered for maximum control.



TOP-HUNG SCREEN OPTIONS

Our innovative Inovo top-hung screen features fiberglass mesh and offers various screen mesh options to meet your needs.

HIGH-DURABILITY SCREEN

Sturdy screen mesh delivers greater durability, perfect for homes with children and pets.

HIGH-VISIBILITY SCREEN

Narrow screen mesh creates a lower-profile look for an enhanced view.

ALUMINUM SCREEN

Corrosion-resistant, durable wire mesh offers extra durability and resistance against insects.



Safety & Security.

The Inovo patio door has a standard multi-point lock system that utilizes two points of lock engagement for durable security. Additional options enhance safety and security.



TRIPLE-POINT LOCKING SYSTEM

The triple-point locking system secures the sliding panel at three locations for optimized strength and security.



SHOOTBOLT

Shootbolt lever engages a bolt into the door head for added security. Includes venting feature to allow fresh air in while latched.



FOOTBOLT

Footbolt attaches to the bottom of the sliding panel and frame for greater security. Includes venting feature for safer ventilation while latched.



02

Learn About Your Glass Options.

Simonton Inovo® Patio Doors deliver the ultimate in energy efficiency and thermal performance, helping to reduce your heating and cooling costs all year long. Available glass options enhance the double-strength*, tempered 1" insulating glass unit with added security, acoustics, storm protection, privacy and fade protection.



PROSOLAR LOW-E GLASS



✓ Standard **ProSolar® Low-E Glass** helps keep warm air in during the winter months. In summer, it helps deflect external heat and retains cooled air.



⊕ **ProSolar® Shade Low-E Glass** offers superior solar control and insulating performance, making it ideal for warmer climates with more intensive interior cooling needs.



⊕ **ProSolar® Sun Low-E Glass** lets in the sun's warming rays while blocking external heat loss, helping to keep homes warm in cooler climates that require more energy to heat.



3-PANEL PATIO DOOR
White vinyl with blinds between glass.



GAS FILL

- ✓ Standard **Argon gas** (six times denser than air) is sealed between the glass panes to increase insulation and reduce energy loss.
- ⊕ Upgrade to **Krypton gas** (twelve times denser than air) for maximum thermal efficiency.



SPACER SYSTEMS

Glass panes are separated by a spacer system that helps seal in functional gases and create an airtight seal.

- ✓ The standard **Supercept™** utilizes a stainless steel alloy that offers increased durability and thermal efficiency.
- ⊕ The non-metallic foam **Super Spacer®** is non-conductive and virtually eliminates temperature transfer.



⊕ TRIPLE-PANE GLASS

Three panes of double-strength glass create two separate air spaces for optimal thermal performance and interior comfort.



⊕ SOUND & SECURITY GLASS

Laminated glass consists of a durable interlayer sealed between two layers of glass that withstands forced entry, significantly reduces unwanted sound and deflects up to 99% of damaging ultraviolet (UV) rays that cause interior fading.



Missile C Certified

⊕ COASTAL IMPACT PROTECTION

SafePoint® impact-resistant laminated glass delivers 24/7 impact protection against strong winds and flying debris and meets Missile C level certification for homes in inland coastal areas.



⊕ OBSCURED GLASS

Obscured glass has a textured pattern to maximize privacy while still allowing ample natural light into your home.



⊕ TINTED GLASS

Bronze or gray tinted glass helps control solar heat gain and reduce glare and visibility into your home.



⊕ ENERGY STAR®

Simonton offers optional region-specific ENERGY STAR glass packages designed to deliver optimal energy performance and comfort in any climate.

KEY

- ✓ – Standard ⊕ – Optional




Select Your Design Options.

Bring your vision to life with a wide range of exterior and interior colors, authentic interior woodgrain laminates and hardware options designed to match colors and metal finishes unique to your home.



EXTERIOR AND INTERIOR VINYL COLORS



White



Tan



Driftwood*

CUSTOM INTERIOR FINISHES



Maple



Light Woodgrain



Contemporary Oak



Antique Cherry




Dark Woodgrain



White Laminate
(Driftwood or Tan Vinyl Exterior)

CUSTOM EXTERIOR FINISHES



White



Tan



Driftwood*




Brick




Pine



Chocolate



Bronze




Black

CAPSTOCK EXTERIOR FINISH



Chocolate



Bronze

Available high-performance capstock in bronze and chocolate is molded to the vinyl profile for increased durability and long-lasting beauty.

* Exterior colors are not available with a Driftwood interior. Due to limitations in the printing process, actual colors may vary from printed materials. Please see a sample of the product before making your final color selection.



2-PANEL PATIO DOOR
 White vinyl with blinds between glass and a Brushed Nickel premium handle.

HARDWARE FINISHES

STANDARD DOOR HANDLES & FINISHES



PREMIUM DOOR HANDLES & FINISHES



04

Select Your Grille Pattern and Profile.



COLONIAL

Iconic style of Colonial, Cape Cod, Farmhouse or Victorian homes in multiple lite patterns.

GRILLE PATTERNS

Simonton grille profiles and patterns enhance curb appeal and elevate the overall design of your patio doors. From traditional to contemporary to craftsman home styles, we provide architecturally authentic selections to match any aesthetic. Grille patterns can also be customized to complement any home.



PERIMETER

Perimeter/Double Perimeter border pattern offering an open view for Prairie, Farmhouse and contemporary homes.



DOUBLE PERIMETER



PRAIRIE

Prairie/Double Prairie pattern borders each sash in multiple lite windows for Prairie, Craftsman and modern design.



DOUBLE PRAIRIE



DIAMOND*

Ideal for Victorian and Tudor-style homes or your cottage home design.



CUSTOM PATTERN**

Custom grille patterns enhance your home's design and add architectural interest.



NO GRILLE PATTERN

Provides an unobstructed view and works well with all home styles.



2-PANEL PATIO DOOR

White vinyl with color-matched 3/4" contoured grilles and a Brushed Nickel standard handle.

GRILLE PROFILES

Grilles are available in a variety of profiles and dimensions and are matched to your window's vinyl color or woodgrain.***



5/8" Flat



3/4" Contoured



1" Contoured



3/4" Contoured

* Diamond pattern only available with flat grilles.

** Custom patterns need to be confirmed with a Simonton representative.

*** Two-tone exterior color/woodgrain and brass grilles are only available with a 3/4" Contoured grille profile.

Inovo[®] Sliding Patio Door

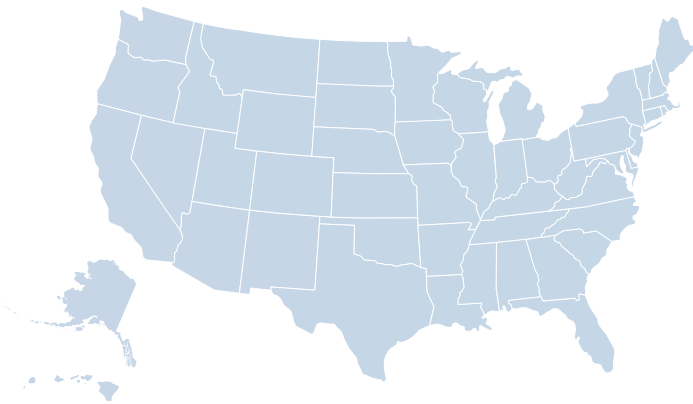
QUICK REFERENCE GUIDE

KEY

✓ – Yes/Standard

⊕ – Optional

AVAILABLE IN ALL REGIONS



Due to limitations in the printing process, actual colors may vary from printed materials. Please see a sample of the product before making your final color selection.

* Exterior colors are not available on Driftwood vinyl doors.




















** Diamond pattern only available in 5/8" Flat grille profile.

*** Two-tone exterior color/woodgrain and brass grilles are only available with a 3/4" Contoured grille profile. Dark Woodgrain is available with a 1" grille profile.








Patio Door Styles

2-panel Sliding Patio Door	✓
3-panel Sliding Patio Door	✓
4-panel Sliding Patio Door	✓
Transom	✓
Sidelites	✓

Colors & Finishes

Interior & Exterior Vinyl Colors		
White		✓
Tan		⊕
Driftwood*		⊕
Custom Interior Finishes		
Maple		⊕
Light Woodgrain		⊕
Contemporary Oak		⊕
Antique Cherry		⊕
Dark Woodgrain		⊕
White Laminate (Driftwood or Tan Vinyl Exterior)		⊕
Custom Exterior Finishes		
Cream		⊕
Tan		⊕
Driftwood		⊕
Brick		⊕
Pine		⊕
Chocolate		⊕
Bronze		⊕
Black		⊕
Capstock Exterior Finishes		
Chocolate		⊕
Bronze		⊕

Hardware Finishes

White		<input checked="" type="checkbox"/>
Tan		<input type="checkbox"/>
Driftwood		<input type="checkbox"/>
Dark Bronze		<input type="checkbox"/>
Oil-Rubbed Bronze		<input type="checkbox"/>
Brushed Nickel		<input type="checkbox"/>
Polished Brass		<input type="checkbox"/>
Split Finish		<input type="checkbox"/>

Standard handle can be upgraded to Premium design. Split finish available in White, Tan and Driftwood exteriors with any interior color, keyed only and with the same handle design. Handles available in keyed, non-keyed, and keyed alike. 4-panel door only offered with keyed upgraded handle. Dark Bronze standard with woodgrain interior. Brushed Nickel standard with black exterior finish.

Grille Patterns

Colonial	<input type="checkbox"/>
Prairie	<input type="checkbox"/>
Double Prairie	<input type="checkbox"/>
Perimeter	<input type="checkbox"/>
Double Perimeter	<input type="checkbox"/>
Diamond*	<input type="checkbox"/>
Custom	<input type="checkbox"/>

Grille Profiles

5/8" Flat	<input type="checkbox"/>
3/4" Contoured***	<input type="checkbox"/>
1" Contoured	<input type="checkbox"/>
3/4" Contoured Brass	<input type="checkbox"/>

Glass Options

ProSolar® Low-E Glass w/Argon Gas	<input checked="" type="checkbox"/>
ProSolar® Shade Low-E Glass w/Argon Gas	<input type="checkbox"/>
ProSolar® Sun Low-E Glass w/Argon Gas	<input type="checkbox"/>
PLUS4 Low-E Glass	<input type="checkbox"/>
Double-Strength Glass	<input checked="" type="checkbox"/>
Tempered Glass	<input checked="" type="checkbox"/>
Sound & Security Laminated Glass	<input type="checkbox"/>
SafePoint® Impact-resistant Glass (Missile C Certified)	<input type="checkbox"/>
Obscured Glass	<input type="checkbox"/>
Bronze Tint	<input type="checkbox"/>
Gray Tint	<input type="checkbox"/>
ENERGY STAR® Glass Packages	<input type="checkbox"/>

Glass Unit

1" Insulating Glass Unit	<input checked="" type="checkbox"/>
1" Triple-Pane Insulating Glass Unit	<input type="checkbox"/>

Spacer System

Supercept™	<input checked="" type="checkbox"/>
Super Spacer®	<input type="checkbox"/>

Screen Mesh

Fiberglass Screen Mesh	<input checked="" type="checkbox"/>
Aluminum Screen Mesh	<input type="checkbox"/>
High-Visibility Screen Mesh	<input type="checkbox"/>
High-Durability Screen Mesh	<input type="checkbox"/>

Blinds Between the Glass

White blinds in 2/6 x 6/8 or 3/0 x 6/8 panels only.	<input type="checkbox"/>
---	--------------------------

Lock and Security

Multi-point Locking System	<input checked="" type="checkbox"/>
Triple-point Locking System	<input type="checkbox"/>
Keyed Locked	<input checked="" type="checkbox"/>
Keyed Alike (2 locks)	<input type="checkbox"/>
Shootbolt	<input type="checkbox"/>
Footbolt	<input type="checkbox"/>

Shootbolt/Footbolt can be ordered separately or together.

Frame Options

Replacement Frame	<input checked="" type="checkbox"/>
Fin Frame	<input type="checkbox"/>




SCAN TO FIND
YOUR PERFECT
WINDOW & DOOR.

Visit [Simonton.com/inovo](https://www.Simonton.com/inovo) to learn more about the Inovo Patio Door.



Proud member of Cornerstone Building Brands,
the #1 manufacturer of windows in North America.

 Made in USA

Code Specifications: Due to varied state and municipal building codes, it is the sole responsibility of the individual architect, builder, contractor, developer, engineer and/or purchaser to ensure that any Simonton product complies with applicable existing building codes. Simonton is not responsible for calculation and design of support mullions or structural support required for installation of products, safety glazing requirements or ingress/egress requirements. Please contact your local building codes official prior to installing products. If you have questions concerning performance or options available, please contact your supplier.

The information contained is current at the time of printing. Changes to the product(s) may have been made since publication. Not all product styles and options available in all areas. Please consult your sales representative prior to purchasing. Due to limitations in the printing process, actual colors may vary from printed materials. Please see a sample of the product before making your final color selection.

Simonton®, Inovo® and ProSolar® are registered trademarks and Supercept™, the Simonton logo and the stylized "S" are trademarks of Simonton Windows & Doors, Inc. Super Spacer® is a registered trademark of Quanex Building Products. ENERGY STAR® is a registered trademark of the U.S. Environmental Protection Agency.

[SIMONTON.COM](https://www.Simonton.com)



IMPRESSIVE INSIDE & OUT

5020 Weston Parkway, Cary, NC 27513 | 1-800-SIMONTON (1-800-746-6686)