

ComfortSmart™ Collection

PREMIUM VINYL WINDOWS



INSPIRATION GUIDE



IMPRESSIVE INSIDE & OUT™



Effortless Beauty & Performance

Simonton makes it easy to enhance the natural beauty of your home, while delivering the performance you need for long-lasting comfort. ComfortSmart windows offer a multitude of styles, interior and exterior color options and hardware finishes to choose from – so you can have the freedom and flexibility to create the look you want.

With their sophisticated design features, smart technology and durable finishes – ComfortSmart windows are truly impressive, inside and out.



Scan the QR code to watch the Simonton brand video.

Comfort You Can Count On.

With ComfortSmart windows, you can feel confident that you're getting exceptional value every step of the way. From testing the dependability of the product to customization options, we've taken care of every detail to ensure your windows are designed for ultimate durability, performance, beauty and quality. Designed to last a lifetime, our ComfortSmart windows are easy to clean and maintain, so they can always showcase your home in the best light.



IMPACTFUL STYLE

Brighten and beautify your home—inside and out. Explore a wide range of colors, configurations and finishes to complement any architectural or interior design style.



EXCEPTIONAL QUALITY

ComfortSmart windows feature fusion-welded construction and advanced weatherstripping to provide protection from the elements that will last for generations to come.



CUSTOM MADE

The ComfortSmart Collection is built to the exact size and specifications of your home to ensure proper installation and performance.



TRUSTED EXPERTISE

Our knowledgeable dealers are helpful resources who are committed to finding the right window style and performance for your home and climate.



ENHANCED ENERGY EFFICIENCY

Customize your energy-efficient ComfortSmart windows with SmartCore insulation, triple pane glass and one our advanced regional Low-E Glass options for superior thermal performance and interior comfort.



PERFORMANCE TESTED

ComfortSmart windows are tested and certified to meet durability and performance standards, ensuring a quality product for your home.




COMPREHENSIVE WARRANTY

For as long as you live in your home, we back every window and patio door with our Limited Lifetime Warranty on vinyl, hardware and glass units and it is transferable to the next homeowner.



ENERGY STAR® CERTIFIED

Simonton offers region-specific ENERGY STAR glass packages designed to deliver optimal energy performance and comfort in any climate, and achieve the Most Efficient rating for your area.





Impressive Inside & Out

ComfortSmart windows are designed to last a lifetime and maximize the comfort of your home, inside and out. Unlike others on the market, ComfortSmart has insulated core options that provide outstanding performance – keeping unwanted heat or cold out. From enhanced thermal insulation performance and superior weatherstripping to unmatched strength and durability, ComfortSmart helps eliminate drafts and leaks, keeping you truly comfortable all year round.

1. NARROW PROFILES

A narrow profile frame and larger glass area provide more viewing area and natural light.

2. DURABLE CONSTRUCTION

Fusion-welded vinyl frame and sash provide lasting durability and weathertight performance year after year.

3. WEATHER RESISTANCE

Advanced weatherstripping virtually eliminates air and water infiltration to keep your home protected from the elements.

4. EASY TO CLEAN

The top and bottom sash tilt in and lift out, allowing you to easily clean both sides of the window from inside your home.

5. SAFETY & SECURITY

Color-matched, flush mount sash locks tightly secure the window. For a streamlined appearance, upgrade to the EZLok, which uniquely integrates the lock/tilt feature.


6. SECURE VENTILATION

Vent latches can be engaged to provide safer ventilation and limit the sash from fully opening. An optional child safety vent latch is also available.



7. DEPENDABLE OPERATION

Industry-leading Bet-R Balance™ constant force stainless steel coil balance system is hidden from view and allows for smooth and consistent operation of the window sash, even after years of use.



SUPERIOR THERMAL INSULATION

Optional high-density SmartCore foam insulation can be added to the frame cavities to help deliver impressive thermal efficiency and provide a consistent interior comfort. This unique foam offers more insulating properties than fiberglass insulation.



ENHANCED STRENGTH

Choose RigidCore fiberglass support reinforcement in the meeting rail of double hung and sliding windows for increased strength to keep them working at peak performance for years.



Steps to Select Your Perfect Window & Door

Do you want something classic or contemporary? With ComfortSmart windows, you can choose every detail - the size, shape, color, grille pattern and profile. Every choice you make brings you one step closer to creating a home that's uniquely yours and one you'll love to live in.

01

EXPLORE OPERATING STYLES

Choose from a variety of shapes and unique operating styles that will complement your home inside and out.

02

LEARN ABOUT YOUR GLASS OPTIONS

Glass impacts your interior comfort and energy costs, as well as security, acoustics, privacy and more.

03

SELECT YOUR DESIGN OPTIONS

Explore a wide range of interior and exterior colors, woodgrain laminates and hardware options.

04

CHOOSE YOUR GRILLE PROFILE AND PATTERN

Traditional or contemporary, the right grille profile and pattern can enhance the authenticity & aesthetic of your home.

05

COMPLETE THE LOOK WITH A PATIO DOOR

Open your home to the outdoors and provide access to your patio or deck with a sliding patio door.



SCAN TO FIND YOUR PERFECT WINDOW STYLE.

01. Explore Operating Styles

Consider your home's architectural and interior design when selecting a window style. Choose from a variety of shapes and unique operating styles that will complement your home inside and out while delivering dependable functionality and performance.




DOUBLE HUNG

Double Hung windows provide a timeless and classical aesthetic. The top and bottom sash slide vertically and tilt in for easy cleaning from inside the home.



SLIDING

Sliding windows glide horizontally to increase ventilation. Available in single slider with one sash fixed or double slider with both sash operable.



END VENT SLIDER

End vent slider windows have a fixed center window with operable end vents to provide copious ventilation with a clean aesthetic.



GARDEN

Garden windows bring the outdoors in. Their unique dimensionality makes them ideal for showcasing collectibles and plants while the side windows open for added ventilation.



BAY

Bay windows add interior and exterior dimension to your home. Available in 30° or 45° angles, they can create a special nook or add a dramatic accent to any room.



BOW

Bow windows add unique style to your home, with a more rounded, circular appearance than a Bay. The windows are mullled at 10° angles and available in 3-, 4- or 5-unit configurations.



CASEMENT

Casements offer maximum ventilation and some of the most energy-efficient windows available. The crank-operated hinged sash opens easily outward and can be cleaned from inside when fully opened.




PICTURE

Picture windows offer an expansive, unhindered view. They deliver superior weather resistance because they are fixed in place with no movable sash.



AWNING

Awning windows are hinged at the top and open outward. Turn the crank handle and enjoy fresh air, even when it's raining.



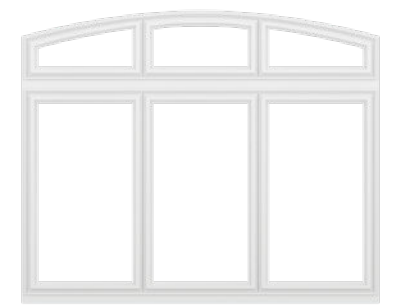
BASEMENT HOPPER

Our basement, or hopper, windows, open inward from the top to provide ventilation and natural light.



SPECIALTY SHAPES

Available in a variety of circular, arched and linear designs—Specialty windows provide a unique, custom look that complements both contemporary and traditional homes.



COMBINATION WINDOWS

Select Simonton ComfortSmart Collection windows can be mullled (or joined) together into a single unit. A mullled window combines matching or contrasting window styles to create a single weathertight unit that provides a truly custom aesthetic and allows more natural light into your home.

02. Learn About Your Glass Options

Choosing the right energy-efficient EnergyGuard or SmartGuard glass package starts with understanding what makes up an insulating glass unit—the glass, gas and spacer. A variety of glass combinations are available to meet the energy performance needs of your home and the climate where you live.

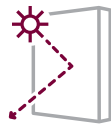


ComfortSmart windows come with a standard dual-pane EnergyGuard glass package with Low-E glass, Argon gas and the Intercept® spacer system.



GLASS PANES

- ✓ **Dual-pane windows** consist of two pieces of glass, with the option for Low-E glass, gas fill and a low-conductance, warm-edge spacer.
- + **Triple-pane windows** provide even greater thermal performance with three panes of glass, creating two separate insulating airspaces.



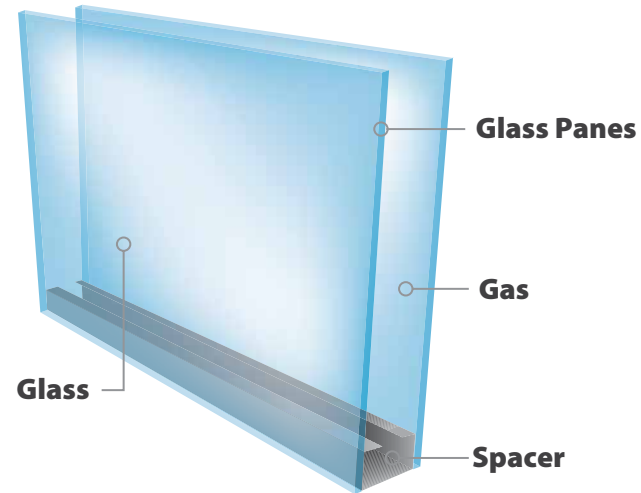
LOW-E GLASS

- ✓ **Low-E Glass** helps keep warm air in during the winter months. In summer, it helps deflect external heat keeping your home cooler. It also blocks a portion of damaging ultraviolet (UV) rays that can cause fade damage.
- + **Solar Low-E Glass** offers superior solar control deflects up to 95% of the sun's damaging UV rays, making it ideal for warmer climates with more intensive interior cooling needs.
- + **Interior Shield Low-E Glass** keeps radiant heat from escaping your home helping maintain interior warmth to keep your living spaces more comfortable in colder climates.



GAS FILL

- ✓ **Argon gas** (six times denser than air) is sealed between the glass panes to increase insulation and reduce energy loss.
- + **Krypton gas** (twelve times denser than air) is sealed between the glass panes for maximum thermal efficiency.



SPACER SYSTEMS

Glass panes are separated by a spacer system that helps seal in insulating gases to create an airtight seal.

- ✓ The standard **Intercept®** spacer system helps keep glass warm and expands and contracts for reduced seal failure.
- + The **Supercept™** spacer system utilizes a stainless steel alloy that offers increased durability and thermal efficiency.
- + The non-metallic foam **Super Spacer®** is non-conductive and virtually eliminates temperature transfer.



KEY

- ✓ – Standard
- + – Optional



+ SOUND CONTROL GLASS

If you live in a noisy area, ask about specialty glass designed to reduce unwanted noise infiltration.



+ DOUBLE-STRENGTH GLASS

Thick, double-strength glass is break resistant and offers increased sound control.



+ SAFETY GLASS

Heat-strengthened tempered glass is four times stronger than regular glass and safely breaks into pebbles if broken. Tempered glass is often a building code requirement for use in bathrooms and windows near the floor.



+ SOUND & SECURITY GLASS

Laminated glass consists of a durable interlayer sealed between two layers of glass that withstands forced entry, greatly reduces unwanted sound and deflects up to 99% of damaging ultraviolet rays that cause interior fading.



+ OBSCURED GLASS

Obscured glass has a textured pattern to maximize privacy while still allowing ample natural light into your home.



+ TINTED GLASS

Bronze- or gray-tinted glass helps control solar heat gain and reduce glare and visibility into your home.



ComfortSmart windows can be ordered to meet ENERGY STAR 7.0 requirements for all climate zones. Select ComfortSmart window styles are recognized as Most Efficient by ENERGY STAR in 2024. The Most Efficient distinction identifies products that offer cutting-edge energy efficiency and represents the best-performing ENERGY STAR windows available.

UNDERSTANDING ENERGY NUMBERS

Review the Solar Heat Gain Coefficient and U-factor testing numbers when selecting windows and doors for your climate. Lower numbers indicate better performance to help reduce energy costs and ensure comfortable indoor conditions throughout the year.



The **U-factor** is the amount of heat transferred through your window.

- A low U-Factor number indicates less heat loss and better insulation
- Ideal for cooler climates to reduce heating costs



The **Solar Heat Gain Coefficient (SHGC)** is the amount of the sun's heat that a window allows into the home.

- A low SHGC number indicates less heat will enter the home
- Ideal for warmer climates to reduce cooling costs

03. Select Your Design Options


ENHANCE YOUR UNIQUE STYLE

Whether you want to match your home's current style or create a bold new look, ComfortSmart's design options can complement any architectural or interior design style. Choose from a wide range of custom exterior colors, the sophistication of a black interior finish, authentic interior woodgrain laminates and hardware finishes that can coordinate with colors and metal accents unique to your home.




VINYL INTERIOR & EXTERIOR COLORS

Virtually maintenance-free beauty and durability with the color molded through the profile.



White




Beige




COEXTRUDED EXTERIOR COLORS

Durable coextruded exterior color is applied to the vinyl during production for a lasting, enhanced appearance.




Beige
(white interior)




Sandstone
(white interior)



Earthtone
(white interior)



Bronze
(bronze laminate or white vinyl interior)



Black
(black laminate or white vinyl interior)



LAMINATE INTERIOR COLORS

Transform your home with the warmth of a woodgrain laminate or a stylish bronze or black interior laminate.



Warm Maple
(white, beige or custom exterior color)



Golden Oak
(white, beige or custom exterior color)



Natural Oak
(white, beige or custom exterior color)



Cherry
(white, beige or custom exterior color)



Bronze
(white or bronze coextruded)



Black
(white or black coextruded)



CUSTOM EXTERIOR COLORS

Add unique color with heat-reflective paint that resists fading and heat build-up.



Shark Skin
(white, beige or woodgrain interior)



Evergreen
(white, beige or woodgrain interior)



Royal Brown
(white, beige or woodgrain interior)

03. Select Your Design Options

BEAUTY & FUNCTION AT YOUR FINGERTIPS


With a wide selection of low-profile hardware in distinctive finishes to screen options that allow fresh air inside, every feature on ComfortSmart windows is designed to enhance your home's beauty, functionality and ease of use.



Window Hardware Finishes

Color-matched hardware provides a seamless appearance, or choose hardware in distinct metal finishes that can coordinate with your drawer pulls, faucets and lighting.

COLOR-MATCHED FINISHES



White



Beige



Pontiac Gold
(woodgrain windows)

PREMIUM FINISHES




Brushed Nickel



Classic Brass



Earhtone



Bronze



Sash Locks and Tilt Latches

Available on Double Hung and Slider windows, flush mount sash locks pull your window frame and sash together for increased security and weather resistance, while tilt latches on Double Hung windows provide easy access to clean the exterior of your windows.



Nesting Crank Handles

Casement and Awning windows feature a convenient nesting handle that folds neatly away into the base and doesn't interfere with blinds or shades. Nested hardware is available in all standard and premium finish options.



EZLok

For a streamlined appearance, choose our low-profile EZLok, with integrated tilt latches, that securely locks Double Hung windows with one motion. When released, it allows the sash to easily tilt in for interior cleaning.

Durable Aluminum Screens

Enjoy a fresh breeze with durable extruded screens, available in half or full sizes. Standard fiberglass mesh with optional aluminum mesh, solar block screen, and optimal viewing screen choices.



FlexScreen

Easy to use and clean, FlexScreen is uniquely designed to spring into the window opening, making installing and removing your screen a simple task. It is highly durable and offers a seamless appearance.

Not available on Casement and Awning windows.

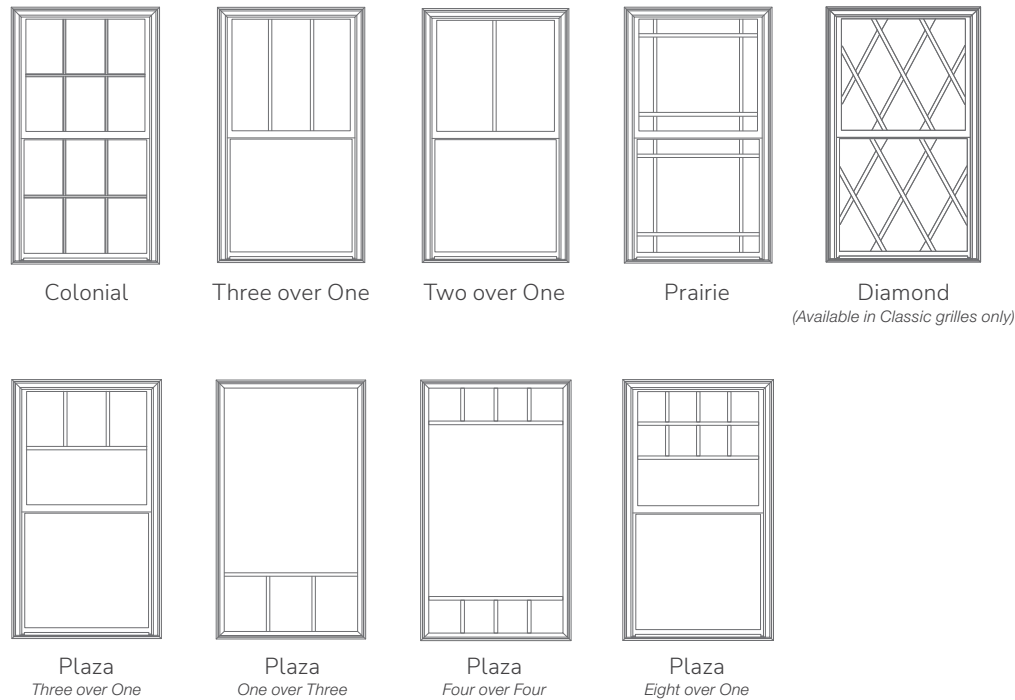


04. Choose Your Grille Profile and Pattern

FINISHING TOUCHES MAKE THE DIFFERENCE

Traditional or contemporary, the right grille profile and pattern can transform the look of your home. Create a stunning focal point with distinctive glass options and complete the look of your window with matching trim.

GRILLE PATTERNS



Custom grille patterns are available.

GRILLES BETWEEN GLASS

Grilles are placed between the glass to create a smooth, easy-to-clean surface on the inside and outside of your home.



SIMULATED DIVIDED LITES

Dimensional simulated divided lites (SDL) feature the look of an authentic multi-lite window.



7/8" Simulated Divided Lite



TRIM ACCESSORIES

Our windows are available with matching trim and jamb extensions. We use the same color process for both trim and windows so you're guaranteed a perfect match.

Available in:

- Primed Pine
- Clear Pine
- Cellular PVC
- InfiniTrim Interior Moulding in Golden Oak, Natural Oak and Colonial Cherry



Jamb Extensions



Quarter Round



Colonial Stop



Colonial Casing



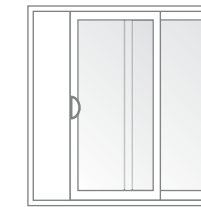
05. Complete the Look with Patio Doors

CREATE A STUNNING PATIO VIEW

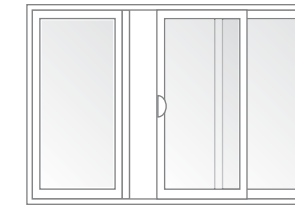
Premier Sliding Patio Doors are designed to provide a beautiful, seamless transition from your home to the outdoors. They glide open smoothly – perfect for entertaining during the summer months – and close tight to protect your home from the elements throughout the year. With a variety of panel configurations and style options, you can create a door that coordinates with the inside and outside of your home.

PANEL CONFIGURATIONS*

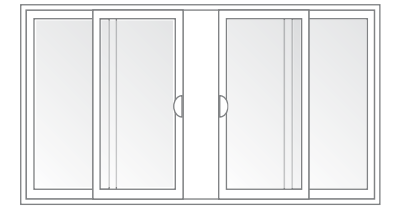
Patio Doors are available in two-, three- and four-panel configurations. Available transoms and sidelites can be added to create a stunning wall of light.



Two-panel widths: 5', 6', 8'



Three-panel widths: 9', 12'



Four-panel widths: 10', 12', 16'

FIBERGLASS THRESHOLD

A heavy-duty fiberglass threshold with a stainless steel roller guide delivers superior strength, resists frost and condensation and makes operating a breeze.



LOCKING SYSTEMS

A robust three-point locking system tightly secures the door. Also available in single or dual-locking systems. Optional footbolt enhances security and secures the partially open door for safer ventilation.



EUROGLIDE® OPERATING SYSTEM

Upgrade to the innovative EuroGlide operating system and never struggle to open and close your patio door again. The EuroGlide system lifts the moving door panel off the sill each time you open it to eliminate all friction and allow the door to slide with ease.**



Moving the handle 180° actually lifts the operating panel off the sill, enabling it to glide effortlessly.

EUROGLIDE HANDLE



White Brushed Nickel Resista Brass Rustic Umber Black

DOOR HANDLE FINISHES

Coordinate your interior and exterior patio door handle sets to match your interior and exterior color scheme with color-matched and distinctive metallic handle finishes. Ask your dealer for color choices.

COLOR-MATCHED HANDLE



White Beige Bronze

UPGRADED KEYED HANDLE



Satin Nickel Bronze Classic Brass

PREMIUM KEYED HANDLE



Satin Nickel Oil-Rubbed Bronze Classic Brass

*Available in standard or fully custom sizes. **EuroGlide door mechanisms, including locking system and threshold, differ from those used within Premier Sliding Patio Doors.

WINDOW SELECTION GUIDE

Now that you've been introduced to the Simonton ComfortSmart collection, we're confident you'll see the impact new windows can have on your home's beauty, energy efficiency, comfort, convenience and more. Use this selection guide to choose the desired options for your new windows and doors, and our knowledgeable dealers will help you complete the details.

What window style are you interested in?

Simonton has a window and door style to fit every lifestyle and preference, from windows that open and close easily and provide maximum ventilation to styles that showcase your view, increase natural light or are easy to clean from inside your home. Select various styles for different rooms and areas of your home.

- Double Hung
- Sliding
- End Vent Slider
- Garden
- Bay
- Bow
- Casement
- Picture
- Awning
- Basement Hopper
- Special Shapes
- Combination

PATIO DOORS

- Two panel
- Three panel
- Four panel

What are your glass performance needs?

Selecting the right glass for your windows is essential. Our wide selection of energy-efficient and specialty glass options will significantly enhance your window's performance. Choose the glass features and benefits you would like for your windows and doors.

- ENERGY EFFICIENCY & INTERIOR COMFORT
 - Standard Low-E Glass with Argon for Moderate Climates
 - Maximum Insulation & Comfort for Cooler Climates
 - Triple-pane Glass
 - Solar Control Low-E Glass
 - ENERGY STAR Certified
 - Most Efficient ENERGY STAR
 - Solar Control Tinted Glass
- INCREASE SECURITY & SAFETY
 - Impact-resistant Laminated Glass
 - Safety Tempered Glass
 - Double-strength Glass
- REDUCE NOISE
 - Sound & Security Laminated Glass
 - Acoustic Glass
- ENHANCE PRIVACY
 - Obscured Glass
 - Tinted Glass

CREATE YOUR DISTINCTIVE STYLE

You've identified your window style and performance needs. Now it's time to express yourself and the architectural vision you have for your home with decorative options. Choose from a variety of bold interior and exterior colors, rich woodgrain laminates, distinct hardware finishes and grilles to create a custom style that suits your home's style.

What window color will complement your home's interior & exterior?

Choose from our wide selection of interior and exterior colors to complement your home's design and personal style.

- | VINYL INTERIOR & EXTERIOR COLORS | LAMINATE INTERIOR COLORS | COEXTRUDED EXTERIOR COLORS | CUSTOM EXTERIOR COLORS |
|----------------------------------|--------------------------------------|-------------------------------------|--------------------------------------|
| <input type="checkbox"/> White | <input type="checkbox"/> Warm Maple | <input type="checkbox"/> Golden Oak | <input type="checkbox"/> Beige |
| <input type="checkbox"/> Beige | <input type="checkbox"/> Natural Oak | <input type="checkbox"/> Cherry | <input type="checkbox"/> Sandstone |
| | <input type="checkbox"/> Bronze | <input type="checkbox"/> Black | <input type="checkbox"/> Earthtone |
| | | | <input type="checkbox"/> Bronze |
| | | | <input type="checkbox"/> Shark Skin |
| | | | <input type="checkbox"/> Evergreen |
| | | | <input type="checkbox"/> Royal Brown |

What hardware color and style will enhance your design aesthetic?

For a streamlined appearance, select color-matched hardware, or consider hardware in metallic finishes that will coordinate with faucets, drawer pulls and decorative accents. Choose the multi-function EZLok for a refined aesthetic and efficient functionality.

HARDWARE FINISHES

- White
- Beige
- Pontiac Gold
- Brushed Nickel
- Classic Brass
- Earthtone
- Bronze
- Black

- DOUBLE HUNG & SLIDING WINDOWS
- Sash Locks & Tilt Latches
- EZLok
- Extruded Screen with Fiberglass Mesh
- FlexScreens

- CASEMENT & AWNING WINDOWS
- Nesting Crank Handle
- Internal Screen with Fiberglass Mesh

Would you like grilles in your windows?

Enhance the design authenticity and curb appeal of your windows with architecturally accurate grille profiles and patterns.

GRILLE PATTERNS

- Colonial
- Three over One
- Two over One
- Prairie
- Diamond
(Available in Classic grilles only)
- Plaza Three over One
- Plaza One over Three
- Plaza Four over Four
- Plaza Eight over One

GRILLE PROFILES

- 5/8" Classic
- 11/16" Williamsburg
- 1-1/16" Georgian
- 7/8" Simulated Divided Lite



Recognized Time After Time



2024 BEST WINDOW REPLACEMENT COMPANY FOR VINYL
U.S. News & World Report



2024 BEST VINYL WINDOWS
Architectural Digest



2024 BEST ENERGY-EFFICIENT WINDOWS
Property Nest



2023 BEST WINDOW BRANDS FOR THE HOME
Bob Vila



2024 BETTER BUSINESS BUREAU ACCREDITATION



Part of the Cornerstone Building Brands family,
the #1 manufacturer of windows in North America.

 Made in USA

The information contained is current at the time of printing. Changes to the product(s) may have been made since publication. Not all product styles and options are available in all areas. Please consult your sales representative prior to purchasing. Due to limitations in the printing process, actual colors may vary from printed materials. Please see a sample of the product before making your final color selection.

Simonton® is a registered trademark and Supercept™, ComfortSmart™, Impressive Inside & Out™, the Simonton logo and the stylized "S" and are trademarks of Simonton Windows & Doors, Inc. Intercept® is a registered trademark owned by Vitro. Super Spacer® is a registered trademark of Quanex Building Products. ENERGY STAR® is a registered trademark of the U.S. Environmental Protection Agency.

SIMONTON.COM



IMPRESSIVE INSIDE & OUT™

5020 Weston Parkway, Cary NC 27513 | 1-800-SIMONTON (1-800-746-6686)

© 2024 Simonton Windows & Doors, Inc., part of **Cornerstone Building Brands**, Inc. ALL RIGHTS RESERVED. Printed in U.S.A. 7106249991102/JK/CG/0624