

THE STAR OF ENERGY SAVINGS



CATALINA

PREMIUM SERIES VINYL WINDOWS

PREMIUM CRAFTSMANSHIP, MATERIALS AND PERFORMANCE




CATALINA

Anlin Catalina windows have been the top-selling vinyl replacement windows since their introduction in 2001. The reasons are many, but they all center on Anlin Catalina's unique ability to give homeowners the features, quality and value they seek.

A Select Dealer Network

To ensure your satisfaction, Anlin Catalina windows are only sold and installed by a limited number of authorized dealers who have been trained and certified by Anlin.



Even Sight Lines

The Beauty of Even Sight Lines

Anlin Catalina windows bring a balanced, symmetrical look to your home for enhanced curb appeal. The glass area is the same on both sides of the window.

Narrow Frame Depth

A narrow 2 7/8" frame depth means, in most homes, Anlin Catalina windows can replace old windows and still allow window blinds to fit flush inside the window opening.

Energy Saving Technology

Anlin Catalina windows are designed and built for optimum performance using the latest energy saving technology, providing maximum savings in any climate.



Exceptional Styling and Quality

The features, components and craftsmanship that are designed and built into Anlin Catalina windows will make you feel great about your home. It's quality that even increases resale value.

A Superior Warranty

Anlin Catalina windows are backed by the most inclusive lifetime warranty in the industry. Should your windows ever require warranty repairs, Anlin will make them, free of charge, for as long as you live in the home. Anlin's lifetime warranty coverage is also transferable to one subsequent homeowner should you sell your home. That's two lifetimes of truly worry-free windows.




BETTER PERFORMANCE IS DESIGNED INTO EVERY FEATURE.

LEADING FEATURES

Saving Energy

- ▶ Thicker vinyl and more inner chambers help reduce the flow of heat and cold through the frame.




- ▶ Next Generation high performance glazing system delivers unparalleled energy efficiency.

QUADRATHERM™
ULTIMATE DUAL PANE INSULATION SYSTEM

INFINIT-e PLUS™
HIGH PERFORMANCE GLAZING SYSTEM

- ▶ Triple fin weatherstrip creates a better weather-tight seal that blocks more wind, dirt, moisture and sound.



Smooth Operation and Easy-Clean Glass

- ▶ Sliding windows are supported by 4 Celcon rollers and 4 extra large stainless steel axles for a lifetime of smooth operation.



Sliding Window Rollers

- ▶ Anlin Catalina windows built with the Infinet-e Plus™ insulated glass units come standard with an easy-clean coating on the outside of the glass. This feature makes the outside windows easier to clean and helps them stay cleaner longer.

With easy-clean coating | *Without easy-clean coating*



- ▶ Single hung windows features sashes that tilt in for easy cleaning of the outside glass and a stainless steel constant-force balance system that ensures easy, smooth operation.



Tilt-in Feature



Window Balance System




Appearance and Value

- ▶ The corners of Anlin Catalina frames are precision mitered at 45 degrees, welded and cleaned by computer controlled technology. Every corner then receives a trained craftsman who completes a touch-up by hand for an exceptional smooth finish.

- ▶ Frames and sashes with matching beveled accents create a more polished, sleek and sophisticated look.




- ▶ Enjoy the visual appeal and balance of even sight lines with the added benefit of a maximized glass area, made possible by Anlin Catalina's narrow center bar.




Center Bar

- ▶ Anlin Catalina screens have mitered corners to match the frames. The built-in pull rail provides easy removal.



Security

Anlin Catalina windows pass the stringent forced entry resistance test.



- ▶ All lock hardware is securely attached to metal reinforcement hidden inside the vinyl.



- ▶ Built-in ventilation latches allow your windows to be open a few inches for ventilation without being able to be opened further.



- ▶ Optional 1/4" stainless steel sash dead bolt provides added security on sliding windows.

SAVING ENERGY

SPENDING LESS ON ENERGY LETS YOU SPEND MORE ON THE THINGS YOU LOVE.



Two things can send energy bills skyward: heat passing from one side of your window to the other; and solar heat sneaking into your home via the greenhouse effect on hot, sunny days. All energy efficient windows try to reduce one or both of these energy-sapping effects. For homeowners looking to replace their windows, there are two essential performance measurements to consider. The first is U-Factor, and the second is Solar Heat Gain Coefficient (SHGC).

U-Factor is the name for the standard measurement of a window's resistance to heat being transferred through the window. The lower the number, the greater the insulation capability of the window.

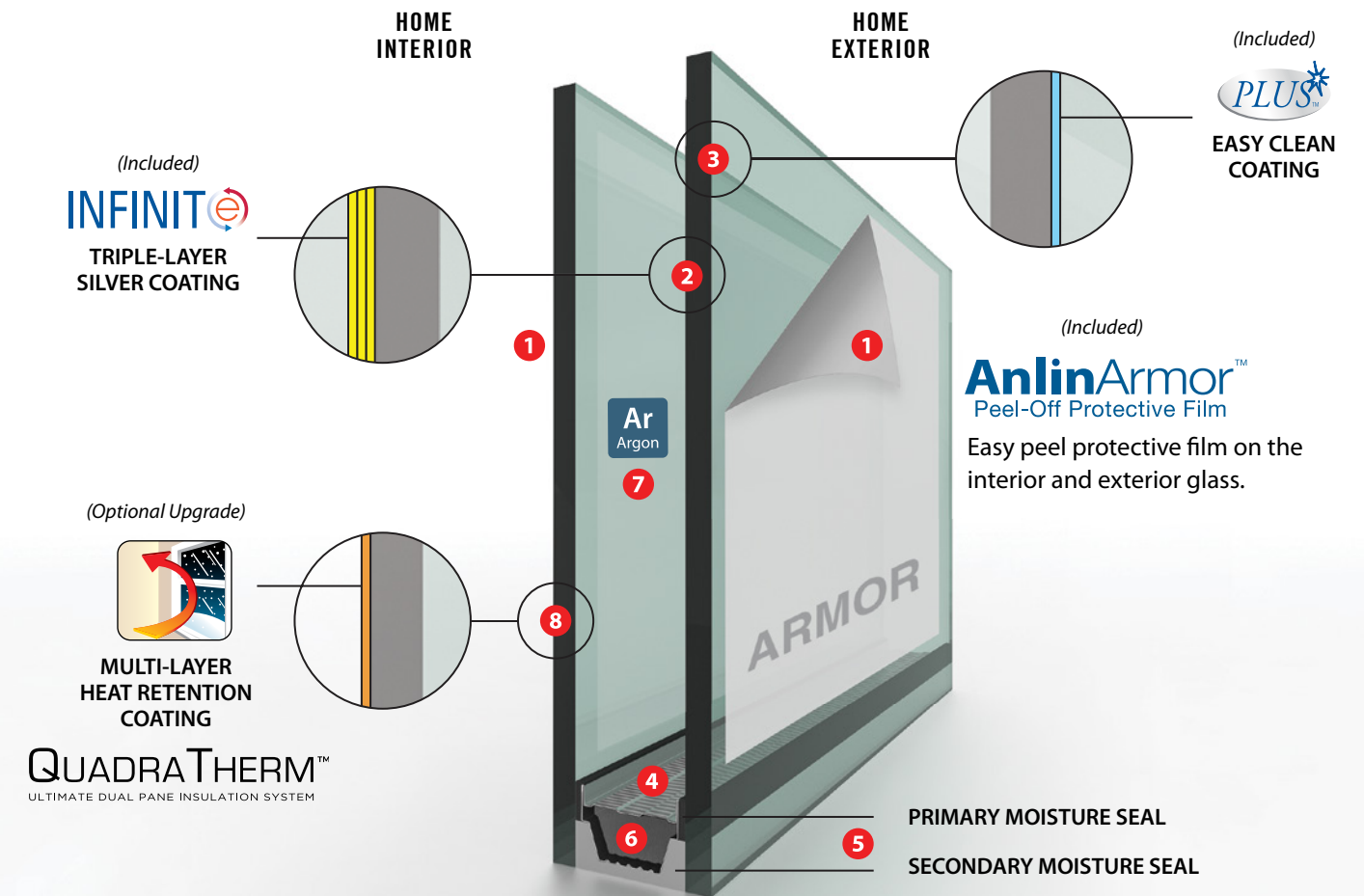
Solar Heat Gain Coefficient (SHGC) is the name for the standard measurement of a window's ability to keep solar heat from passing through the glass and warming your home via the greenhouse effect. The lower the number, the greater the job the window does of rejecting solar heat gain.



Catalina Windows Include Anlin's Next Generation Glazing System



CATALINA
PREMIUM SERIES VINYL WINDOWS



- 1 **AnlinArmor™** – From manufacturing and delivery, to jobsite through installation, Homeowners are guaranteed to receive their new windows in pristine condition.
- 2 **INFINIT-E™ Triple-Layer Silver Coating** – Reflects and substantially reduces the amount of solar heat entering the home, from a hot summer sun.
- 3 **PLUS™ Easy Clean Coating** – A permanent exterior coating that harnesses the sun's UV rays to break down dirt, keeping your windows cleaner longer.
- 4 **Platinum Elite™, Next Generation Spacer** – Known as Aviation alloy, Platinum Elite's patented 2-piece, laser welded corrugated design, is the most advanced, thermally efficient, commercial rated warm edge spacer in the industry.
- 5 **True Dual Seal** – An engineered thermoplastic moisture vapor barrier (black), fused with a commercial rated 2-part structural silicone (gray), assures lifetime durability.
- 6 **Moisture Stop** – Advanced Silica drying agent continuously extracts any moisture vapor from within the unit.
- 7 **Argon Gas** – An invisible layer of insulation slows the transfer of heat through the Insulated glass, increasing thermal efficiency up to 15%. (Optional in Infinet-e Plus, Included in QuadraTherm)
- 8 **QuadraTherm™** – Multi-layer heat retention coating helps keep more warmth inside your home on cold days and nights. (Optional Upgrade)

Energy Ratings for Anlin Catalina Windows

As an example, here are the thermal performance numbers for Anlin Catalina single slider windows. (For both U-Factor and SHGC, the smaller the number, the more energy efficient the window.)

For extreme heat or sun exposure, such as the Arizona desert or any elevation exposed to the scorching sun, SunShield Extreme (solar reflective tinted blue/gray coating) offers the best protection.

Anlin Catalina Single Slider Thermal Performance Numbers

Window & Insulated Glass System	Total Unit U-Factor	Solar Heat Gain Coefficient (SHGC)
Next Gen INFINIT-E™ PLUS* with Argon Gas	0.27	0.22
Next Gen QUADRATHERM™ with Argon Gas	0.23	0.22
Next Gen SunShield™ EXTREME with Argon Gas	0.27	0.15

All Anlin Infinet-e Plus and QuadraTherm insulated glass systems have been tested to block the transmittance of ultraviolet (UV) light by 95%. You will find the U-Factor, SHGC and UV numbers for every Anlin window at anlin.com.

WITH ANLIN CATALINA WINDOWS THE CHOICE IS YOURS



Lock Options

Both lock types available on Anlin Catalina windows pass the stringent forced entry test.

► Pull-Tight Cam Lock

(Available in White, Tan, Adobe, Bronze, Brushed Nickel, and Polished Brass.)

Pull the window sashes together for a weather tight seal.



Bronze (Optional)



Brushed Nickel (Optional)



Polished Brass (Optional)

► True Action Lock

This optional system automatically locks when the sash is closed. Available in White, Tan, Adobe, Bronze, Brushed Nickel, and Polished Brass.



The Perfect Companion

For window types that need a frame that is deeper than 2 7/8", Anlin Coronado windows are a perfect companion to match the look of Anlin Catalina windows.



Bay and bow windows make a home special. They practically bring the outdoors right inside so rooms feel larger and lighter.



Garden windows offer a popular way to brighten a kitchen or bathroom, opening the room to more sunlight and providing a perfect shelf for plants and décor.



Double Slider



Awning




Double Hung




Casement

Operating Styles and Configurations That Will Transform Your Home




Single Slider




Single Hung



Picture



Picture Over Slider



End Vent Slider



SH / Picture / SH



Geometric

Exterior Color Options

Love the look of your home right down to the color of your window frames. With Anlin, you've got a lot of choices!



White (Standard)
Exterior and Interior



Tan (Standard)
Exterior and Interior




Adobe (Optional)
Exterior and Interior

THERMACOAT™

SOLAR REFLECTIVE COLORS

Exterior colors that bring out the designer in you.



Architectural Black



Architectural Bronze



Architectural Silver



Classic Gray



Espresso



Taupe



Red Pepper



Rose Wood



Desert Tan



Sandstone



Divine Wine



Forest Green

Colors shown are printed representations of ThermaCoat™ Solar Reflective Colors for comparison purposes only. For actual color, view ThermaCoat™ vinyl samples (provided by dealer) in natural daylight.




Grid Styles and Patterns

Grids allow you to create just the right architectural look that you want for your home.


Grid Styles



5/8" Flat




5/8" Sculptured




1" Sculptured


Grid Patterns



Colonial



Perimeter



Queen Anne



Frame Options

Choose a frame style that gives your home the look you love. Our most popular Contemporary frame and our Brickmould frame surround the window in decorative beauty. If "less is more" is your design style, our Block frame is streamlined to fit entirely within the wall opening.



Contemporary

Brickmould

Block

Additional Options

► Sound Package

Many homeowners add Anlin Catalina's optional sound package with sound suppression technology. In addition to saving energy, the sound package greatly reduces the transmission of noise from the outside of your home to the inside, making your home even quieter. You may choose to add the sound package to windows throughout your home, or to windows facing a street or other sources of noise.

► SunShield Extreme™

The ultimate technology for combating extreme solar heat, blue-gray tinted triple silver coating is engineered to reflect the sun where it beats the hottest. Whether it's the searing sun of the Arizona desert or anywhere west facing windows are exposed to a scorching afternoon sun, SunShield Extreme™ dramatically reduces solar heat and lowers cooling costs.

► Safety / Tempered Glass


All Anlin replacement windows can be ordered with optional tempered glass, which may reduce the potential for serious injury when broken.



Decorative Glass Options

► Anlin Catalina windows are available with any of the following decorative glass patterns.

► Your window glass can be precision engraved with a variety of V-Groove styles and patterns.



Standard Obscure

Glue Chip


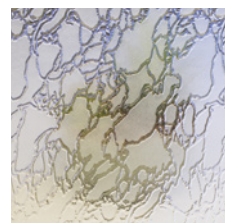
Rain



Delta Frost

Reed



Flemish





5-Star Service

We've always believed that how we stand behind our products is every bit as important as how we build them. Should your Anlin windows or patio doors ever need service, Anlin has its own team of highly trained technicians and a fleet of service vehicles to ensure a great experience. From the first phone call to the completed repair, you'll appreciate Anlin's commitment to your satisfaction.




Recognized for Manufacturing Excellence

Since Anlin Windows & Doors was founded in 1990, we've continually invested in leading edge product design, technology and manufacturing practices. As a result, we've been recognized as a Top 100 U.S. Manufacturer by Window & Door Magazine and have been selected as the Industrial Business of the Year by the U.S. House of Representatives and Small Business of the Year by Congress and the California State Legislature.

“ From the way we build your windows and patio doors to the way we stand behind them – we look forward to creating an exceptional experience. ”

We encourage you to visit online review and opinion sites, such as YELP and others, to learn why so many homeowners give Anlin a 5-Star rating for our products and service.

All Anlin windows and doors are AAMA and NFRC certified, and ENERGY STAR qualified.





CATALINA

WINDOWS AT A GLANCE

- ▶ The beauty of even sight lines
- ▶ Superior quality and craftsmanship
- ▶ The industry's most inclusive warranty
- ▶ Exceptional U-Factor and SHGC ratings



Anlin Windows & Doors • 1665 Tollhouse Rd. • Clovis, CA 93611
800-287-7996 • www.anlin.com