



# PANORAMIC

EXPANDED VIEW SERIES VINYL WINDOWS

PREMIUM QUALITY, MAXIMUM VIEW



# PANORAMIC

Anlin's Panoramic windows expand your view of the beautiful outdoors, invite more light into your home and offer a modern, slim look. As an Anlin premium series, Panoramic offers the features, quality and value that homeowners desire.

*Reveals more glass ...  
and expands the view*



### Energy Saving Technology

Panoramic windows are designed and built for optimum performance in California using the latest energy saving technology for the specific needs of California weather.

### Exceptional Styling and Quality

The features, components and craftsmanship that are designed and built into Panoramic windows will make you feel great about your home. It's quality that even increases resale value.

### A Superior Warranty

Panoramic windows are backed by the most inclusive lifetime warranty in the industry. The following are covered free of charge to you:

- |                                      |                                |
|--------------------------------------|--------------------------------|
| <b>Parts, including all hardware</b> | <b>Exterior Vinyl Coatings</b> |
| <b>Vinyl</b>                         | <b>Screens</b>                 |
| <b>Insulated Glass Unit</b>          | <b>Labor</b>                   |
| <b>Accidental Glass Breakage</b>     | <b>Freight</b>                 |



### A Select Dealer Network

To ensure your satisfaction, Panoramic windows are only sold and installed by a limited number of authorized dealers who have been trained and certified by Anlin.

BETTER PERFORMANCE IS DESIGNED INTO EVERY FEATURE.




PANORAMIC  
EXPANDED VIEW SERIES VINYL WINDOWS

# LEADING FEATURES

## Saving Energy

- ▶ Thicker vinyl and more inner chambers help reduce the flow of heat and cold through the frame.




- ▶ Choice of two exclusive high performance glazing systems.

**QUADRATHERM™**  
ULTIMATE DUAL PANE INSULATION SYSTEM

**INFINIT-e PLUS™**  
HIGH PERFORMANCE GLAZING SYSTEM

- ▶ Triple fin weatherstrip creates a better weather-tight seal that blocks more wind, dirt, moisture and sound.



## Smooth Operation and Easy-Clean Glass

- ▶ Sliding windows are supported by 4 Celcon rollers and 4 extra large stainless steel axles for a lifetime of smooth operation.



Sliding Window Rollers

- ▶ Panoramic windows built with the Infinet-e Plus™ insulated glass units come standard with an easy-clean coating on the outside of the glass. This feature makes the outside windows easier to clean and helps them stay cleaner longer.

*With easy-clean coating* | *Without easy-clean coating*



- ▶ Single hung windows features sashes that tilt in for easy cleaning of the outside glass and a stainless steel constant force balance system that ensures easy, smooth operation.



Tilt-in Feature



Window Balance System

## Appearance and Value



- ▶ Frames and sashes with matching beveled accents create a more polished, sleek and sophisticated look.




- ▶ Panoramic screens have mitered corners to match the frames. The built-in pull rail provides easy removal.



- ▶ The corners of Panoramic frames are precision mitered at 45 degrees, welded and cleaned by computer controlled technology. Every corner then receives a trained craftsman who completes a touch-up by hand for an exceptional smooth finish.

## Security

*Panoramic windows pass the stringent California Forced Entry (CFE) resistance test.*



- ▶ All lock hardware is securely attached to metal reinforcement hidden inside the vinyl.



- ▶ Designed with security as a top priority, a continuous interlocking rail in conjunction with Anlin's window locks prevent "jimmying" the lock from the outside.



- ▶ Optional 1/4" stainless steel sash dead bolt provides added security on sliding windows.

# SAVING ENERGY

SPENDING LESS ON ENERGY LETS YOU SPEND MORE ON THE THINGS YOU LOVE.



**PANORAMIC**  
EXPANDED VIEW SERIES VINYL WINDOWS

In California, two things can send energy bills skyward: heat passing from one side of your window to the other; and solar heat sneaking into your home via the greenhouse effect on hot, sunny days. All energy efficient windows try to reduce one or both of these energy-sapping effects. For California homeowners looking to replace their windows, there are two essential performance measurements to consider. The first is U-Factor, and the second is Solar Heat Gain Coefficient (SHGC).

U-Factor is the name for the standard measurement of a window's resistance to heat being transferred through the window. The lower the number, the greater the insulation capability of the window.

Solar Heat Gain Coefficient (SHGC) is the name for the standard measurement of a window's ability to keep solar heat from passing through the glass and warming your home via the greenhouse effect. The lower the number, the greater the job the window does of rejecting solar heat gain.



## Panoramic Windows Offer a Choice of Two High-Tech Insulated Glass Systems that Exceed Energy Star Requirements

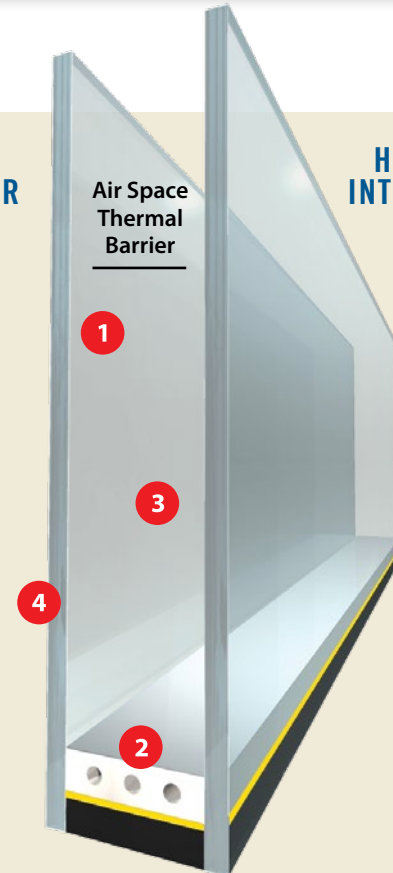
### (Standard) **INFINIT-e PLUS** HIGH PERFORMANCE GLAZING SYSTEM

It's the science behind maximum energy efficiency and comfort.

- 1 A triple-layer silver metallic reflective coating, reflects and substantially blocks much of the solar heat gain from a hot summer sun.
- 2 Patented Platinum Elite™ spacer slows down heat and cold transfer through the window.
- 3 Optional Argon Gas between the panes of glass slows the transfer of heat through the window.
- 4 Easy-clean coating on the outside glass helps your windows stay cleaner longer.

HOME EXTERIOR

HOME INTERIOR



### Energy Ratings for Panoramic Windows

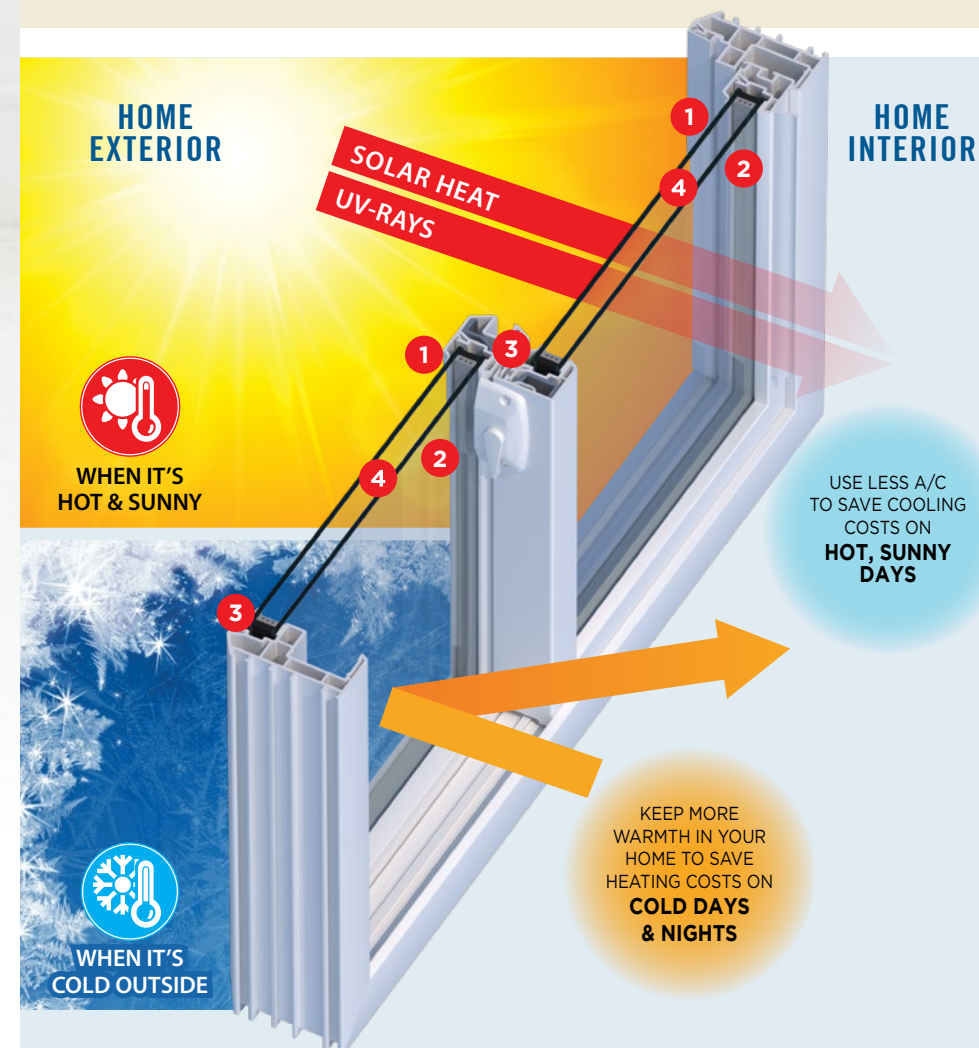
The National Fenestration Rating Council (NFRC) provides independently tested measurements of both U-Factor and Solar Heat Gain Coefficient. This determines the energy efficiency ratings of windows.

As an example, here are the thermal performance numbers for Panoramic single hung and single slider windows. (For both U-Factor and SHGC, the smaller the number, the more energy efficient the window.)

### Panoramic Thermal Performance Numbers

Window & Insulated Glass System	Total Unit U-Factor	Solar Heat Gain Coefficient (SHGC)
<b>QUADRATHERM™</b> with Argon Gas	0.23	0.22
<b>INFINIT-e PLUS™</b> with Argon Gas	0.27	0.23
<b>INFINIT-e PLUS™</b> without Argon Gas	0.31	0.23

All Anlin QuadraTherm™ and Infnit-e Plus™ insulated glass systems have been tested to block the transmittance of ultraviolet (UV) light by 95%. You will find the U-Factor, SHGC and UV numbers for every Anlin window at [anlin.com](http://anlin.com).



### (Optional) **QUADRATHERM™** ULTIMATE DUAL PANE INSULATION SYSTEM

The industry's most energy efficient dual pane window.

- 1 Patented multi-layer solar reflective coating on the outside glass provides the ultimate defense against solar heat gain.
- 2 Patented multi-layer heat retention coating on the inside glass helps keep more warmth inside your home on cold days and nights.
- 3 Patented Platinum Elite™ spacer slows down heat and cold transfer through the window.
- 4 Argon Gas (included) between the panes of glass slows the transfer of heat through the window.

# WITH PANORAMIC WINDOWS THE CHOICE IS YOURS



**PANORAMIC**  
EXPANDED VIEW SERIES VINYL WINDOWS



## Lock Options

Both lock types available on Panoramic windows pass the stringent California Forced Entry test.

### ► Pull-Tight Cam Lock

(Available in White, Tan, Adobe, Bronze, Brushed Nickel, and Polished Brass.)

Pull the window sashes together for a weather tight seal.



Bronze (Optional)



Brushed Nickel (Optional)



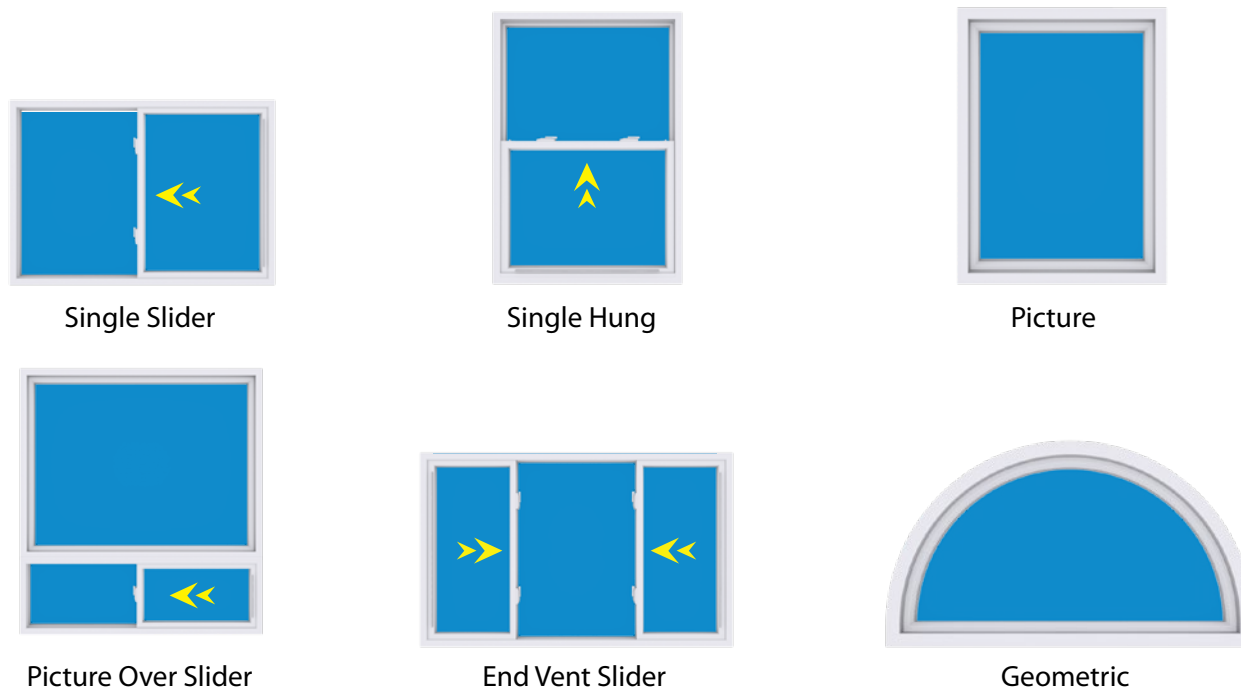
Polished Brass (Optional)

### ► True Action Lock

This optional system automatically locks when the sash is closed. Available in White, Tan, Adobe, Bronze, Brushed Nickel, and Polished Brass.



## Operating Styles and Configurations That Will Transform Your Home



## The Perfect Companion

Complementary products have a 3 1/4" frame depth to accommodate the function of its operating styles and can be combined with any Panoramic window.



Bay and bow windows make a home special. They practically bring the outdoors right inside, so rooms feel larger and lighter.



Garden windows offer a popular way to brighten a kitchen or bathroom, opening the room to more sunlight and providing a perfect shelf for plants and décor.



Double Slider



Awning



Double Hung



Casement

## Exterior Color Options

Love the look of your home right down to the color of your window frames. With Anlin, you've got a lot of choices!



White (Standard)  
Exterior and Interior



Tan (Standard)  
Exterior and Interior




Adobe (Optional)  
Exterior and Interior

# THERMACOAT™

SOLAR REFLECTIVE COLORS

Exterior colors that bring out the designer in you.



Architectural Black



Architectural Bronze



Architectural Silver



Classic Gray



Espresso



Taupe



Red Pepper



Rose Wood



Desert Tan



Sandstone



Divine Wine



Forest Green

*Colors shown are printed representations of ThermaCoat™ Solar Reflective Colors for comparison purposes only. For actual color, view ThermaCoat™ vinyl samples (provided by dealer) in natural daylight.*




## Grid Styles and Patterns

Grids allow you to create just the right architectural look that you want for your home.


### ► Grid Styles



5/8" Flat



5/8" Sculptured




1" Sculptured


### ► Grid Patterns



Colonial



Perimeter



Queen Anne



### Frame Options

Choose a frame style that gives your home the look you love.




Contemporary

Brickmould


Block

### Decorative Glass Options

Panoramic windows are available with any of the following decorative glass patterns.



Diamond cut decorative beveled glass, available in a variety of styles and patterns.



### Additional Options

#### ► Sound Suppression Technology

Many homeowners add Panoramic's optional sound package. In addition to saving energy, the sound package greatly reduces the transmission of noise from the outside of your home to the inside, making your home even quieter. You may choose to add the sound package to windows throughout your home, or to windows facing a street or other sources of noise.

#### ► SunShield Extreme™

The ultimate technology for combating extreme solar heat, blue-gray tinted triple silver coating is engineered to reflect the sun where it beats the hottest. Whether it's the searing sun of the Arizona desert or anywhere west facing windows are exposed to a scorching afternoon sun, SunShield Extreme™ dramatically reduces solar heat and lowers cooling costs.

Panoramic single slider windows with SunShield Extreme™ have a **Solar Heat Gain Coefficient (SHGC) of 0.15**.

#### ► Safety / Tempered Glass



All Anlin replacement windows can be ordered with optional tempered glass, which may reduce the potential for serious injury when broken.





### 5-Star Service

We've always believed that how we stand behind our products is every bit as important as how we build them. Should your Anlin windows or patio doors ever need service, Anlin has its own team of highly trained technicians and a fleet of service vehicles to ensure a great experience. From the first phone call to the completed repair, you'll appreciate Anlin's commitment to your satisfaction.



### Recognized for Manufacturing Excellence

Since Anlin Windows was founded in 1990, we've continually invested in leading edge product design, technology and manufacturing practices. As a result, we've been recognized as a Top 100 U.S. Manufacturer by Window & Door Magazine and have been selected as the Industrial Business of the Year by the U.S. House of Representatives and Small Business of the Year by Congress and the California State Legislature.

*“ From the way we build your windows and patio doors to the way we stand behind them – we look forward to creating an exceptional experience. ”*

We encourage you to visit online review and opinion sites, such as YELP and others, to learn why so many homeowners give Anlin a 5-Star rating for our products and service.

All Anlin windows and doors are AAMA and NFRC certified, and ENERGY STAR qualified.







# PANORAMIC

## WINDOWS AT A GLANCE

- ▶ Contemporary look with expanded view
- ▶ Designed and built for California
- ▶ Superior quality and craftsmanship
- ▶ The industry's most inclusive warranty
- ▶ Exceptional U-Factor and SHGC ratings



Anlin Window Systems • 1665 Tollhouse Rd. • Clovis, CA 93611  
800-287-7996 • [www.anlin.com](http://www.anlin.com)